



Technical Specification Step 1 and Step 2 for FOC system (including IRS requirements)

Document information

Project Title	System Specification and Architecture
Project Number	11.01.03
Project Manager	Lufthansa Systems GmbH & Co. KG
Deliverable Name	Technical Specification Step 1 and Step 2 for FOC system (including IRS requirements)
Deliverable ID	D24
Edition	02.00.00
Template Version	03.00.00

Task contributors

Lufthansa Systems, Sabre Airline Solutions, Honeywell

Abstract

This document contains the Step 1 and Step 2 system requirements for enhanced FOC functions, which have been derived from the operational requirements provided by P11.01.02 in its Step 1 and Step 2 OSED. The requirements presented herein were developed to support the software prototypes produced in P11.01.04 that allowed the validation of the operational concepts and requirements defined by P11.01.02. The traceability between the system requirements and the operational ones is included in the requirement tables of this technical specification. This specification may be used by Flight Planning Service Providers for the adaptation of their FOC systems and it can also be used by Airlines for the further development of their flight planning tools.

2 **Authoring & Approval**

Prepared By - <i>Authors of the document.</i>		
Name & Company	Position & Title	Date
██████████ Lufthansa Systems	██████████	02/09/2016
██████████ Lufthansa Systems	██████████	02/09/2016
██████████ Lufthansa Systems	██████████	17/08/2016
██████████ Sabre Airline Solutions	██████████	12/08/2016
██████████ Honeywell	██████████	16/08/2016

3

Reviewed By - <i>Reviewers internal to the project.</i>		
Name & Company	Position & Title	Date
██████████ Lufthansa Systems	██████████	01/09/2016
██████████ Lufthansa Systems	██████████	01/09/2016
██████████ Lufthansa Systems	██████████	01/09/2016
██████████ Lufthansa Systems	██████████	01/09/2016
██████████ Sabre Airline Solutions	██████████	01/09/2016
██████████ Sabre Airline Solutions	██████████	01/09/2016
██████████ Sabre Airline Solutions	██████████	01/09/2016
██████████ Sabre Airline Solutions	██████████	01/09/2016
██████████ Sabre Airline Solutions	██████████	01/09/2016
██████████ Honeywell	██████████	01/09/2016

4

Reviewed By - <i>Other SESAR projects, Airspace Users, staff association, military, Industrial Support, other organisations.</i>		
Name & Company	Position & Title	Date
██████████ Eurocontrol	██████████	18/08/2016
██████████ EI AI	██████████	22/08/2016
██████████ IDS (Ingegneria dei Sistemi)	██████████	01/09/2016
██████████ DSNA/DTI (consolidated reviews from OFA03.01.03 Free Route)	██████████	01/09/2016
██████████ Honeywell	██████████	01/09/2016
██████████ Air France	██████████	* ¹
██████████ British Airways	██████████	*
██████████ British Airways	██████████	*

¹ * indicates that no feedback to the request for review has been received.

[Redacted]	Lufthansa German Airlines	[Redacted]	*
[Redacted]	EI AI	[Redacted]	*
[Redacted]	IATA	[Redacted]	*
[Redacted]	Hop!	[Redacted]	*
[Redacted]	Eurocontrol	[Redacted]	*
[Redacted]	Eurocontrol	[Redacted]	*
[Redacted]	Eurocontrol	[Redacted]	*
[Redacted]	Eurocontrol	[Redacted]	*
[Redacted]	Eurocontrol	[Redacted]	*
[Redacted]	Eurocontrol	[Redacted]	*
[Redacted]	Eurocontrol	[Redacted]	*
[Redacted]	Eurocontrol	[Redacted]	*
[Redacted]	Eurocontrol	[Redacted]	*
[Redacted]	Eurocontrol	[Redacted]	*
[Redacted]	Eurocontrol	[Redacted]	*
[Redacted]	Eurocontrol	[Redacted]	*
[Redacted]	Selex	[Redacted]	*
[Redacted]	ENAV	[Redacted]	*

5

Approved for submission to the SJU By - *Representatives of the company involved in the project.*

Name & Company	Position & Title	Date
[Redacted] Lufthansa Systems	[Redacted]	02/09/2016

6

Rejected By - *Representatives of the company involved in the project.*

Name & Company	Position & Title	Date
<Name / Company>	<Position / Title>	<DD/MM/YYYY>

7

Rational for rejection

None.

8 Document History

Edition	Date	Status	Author	Justification
00.00.01	13/05/2016	Draft	[Redacted]	New document
00.00.02	21/06/2016	Draft	[Redacted]	Consolidation of requirements previous WP11.1 Technical Specifications, review of requirements by Lufthansa Systems
00.00.03	13/07/2016	Draft	[Redacted]	Content from Sabre Airlines Solutions available
00.00.04	25/07/2016	Draft	[Redacted]	Content from Honeywell available
00.00.05	10/08/2016	Draft	[Redacted]	Work on Chapters 1, 2, 4, 5,

founding members



Avenue de Cortenbergh 100 | B -1000 Bruxelles
www.sesarju.eu

				and the Appendices
00.00.06	11/08/2016	Draft		Internal workshop
00.01.00	18/08/2016	Final Draft, ready for external review		Completion of final draft document (Completion of all chapters, Completion of requirement traces, Completion of delete reasons, Incorporation of final comments from Sabre Airline Solutions and Honeywell)
00.01.01	01/09/2016	Final Draft including changes from external review		Changes resulting from the external review have been incorporated, general improvements on the text, Version made available to reviewers for crosscheck
00.01.02	02/09/2016	Final Draft including changes from external review		Final changes after proof-reading
01.00.00	02/09/2016	Final Document		Preparation for SJU upload
02.00.00	11/10/2016	Final Document		Resubmission after SJU assessment

9 Intellectual Property Rights (foreground)

10 This deliverable consists of SJU foreground.

11 **Table of Contents**

12	EXECUTIVE SUMMARY	9
13	1 INTRODUCTION.....	10
14	1.1 PURPOSE OF THE DOCUMENT.....	10
15	1.2 INTENDED READERSHIP.....	11
16	1.3 INPUTS FROM OTHER PROJECTS.....	13
17	1.4 STRUCTURE OF THE DOCUMENT.....	14
18	1.5 REQUIREMENTS DEFINITIONS – GENERAL GUIDANCE.....	14
19	1.6 FUNCTIONAL BLOCK PURPOSE.....	16
20	1.7 FUNCTIONAL BLOCK OVERVIEW	17
21	1.7.1 <i>Flight Management</i>	17
22	1.7.2 <i>Operations Management</i>	17
23	1.7.3 <i>Decision Support Management</i>	17
24	1.7.4 <i>Data Management</i>	17
25	1.7.5 <i>Communication Management</i>	17
26	1.7.6 <i>Flight Deck Management</i>	18
27	1.8 GLOSSARY OF TERMS.....	18
28	1.9 ACRONYMS AND TERMINOLOGY	18
29	2 GENERAL FUNCTIONAL BLOCK DESCRIPTION	27
30	2.1 CONTEXT.....	27
31	2.2 FUNCTIONAL BLOCK MODES AND STATES.....	28
32	2.3 MAJOR FUNCTIONAL BLOCK CAPABILITIES.....	28
33	2.4 USER CHARACTERISTICS.....	29
34	2.4.1 <i>System Access Times</i>	29
35	2.4.2 <i>Flight Operations Management</i>	30
36	2.4.3 <i>Data Distribution</i>	30
37	2.4.4 <i>Human Machine Interface</i>	30
38	2.5 OPERATIONAL SCENARIOS.....	31
39	2.6 FUNCTIONAL.....	31
40	2.6.1 <i>Functional decomposition</i>	31
41	2.6.2 <i>Functional analysis</i>	38
42	2.7 SERVICE VIEW	45
43	3 FUNCTIONAL BLOCK FUNCTIONAL AND NON-FUNCTIONAL REQUIREMENTS	46
44	3.1 CAPABILITIES.....	46
45	3.1.1 <i>Flight Management</i>	46
46	3.1.2 <i>Operations Management</i>	61
47	3.1.3 <i>Decision Support Management</i>	63
48	3.1.4 <i>Data Management</i>	65
49	3.1.5 <i>Communication Management</i>	70
50	3.1.6 <i>Flight Deck Management</i>	71
51	3.2 ADAPTABILITY.....	71
52	3.2.1 <i>Flight Management</i>	71
53	3.2.2 <i>Operations Management</i>	72
54	3.2.3 <i>Decision Support Management</i>	73
55	3.2.4 <i>Data Management</i>	73
56	3.2.5 <i>Communication Management</i>	73
57	3.2.6 <i>Flight Deck Management</i>	74
58	3.3 PERFORMANCE CHARACTERISTICS.....	74
59	3.3.1 <i>Flight Management</i>	74
60	3.3.2 <i>Operations Management</i>	75
61	3.3.3 <i>Decision Support Management</i>	75
62	3.3.4 <i>Data Management</i>	75
63	3.3.5 <i>Communication Management</i>	75

64	3.3.6	Flight Deck Management.....	76
65	3.4	SAFETY & SECURITY.....	76
66	3.4.1	Flight Management.....	76
67	3.4.2	Operations Management.....	76
68	3.4.3	Decision Support Management.....	76
69	3.4.4	Data Management.....	76
70	3.4.5	Communication Management.....	76
71	3.4.6	Flight Deck Management.....	76
72	3.5	MAINTAINABILITY.....	77
73	3.5.1	Flight Management.....	77
74	3.5.2	Operations Management.....	77
75	3.5.3	Decision Support Management.....	77
76	3.5.4	Data Management.....	77
77	3.5.5	Communication Management.....	77
78	3.5.6	Flight Deck Management.....	77
79	3.6	RELIABILITY.....	77
80	3.6.1	Flight Management.....	77
81	3.6.2	Operations Management.....	77
82	3.6.3	Decision Support Management.....	77
83	3.6.4	Data Management.....	77
84	3.6.5	Communication Management.....	77
85	3.6.6	Flight Deck Management.....	78
86	3.7	FUNCTIONAL BLOCK INTERNAL DATA REQUIREMENTS.....	78
87	3.7.1	Flight Management.....	78
88	3.7.2	Operations Management.....	78
89	3.7.3	Decision Support Management.....	78
90	3.7.4	Data Management.....	78
91	3.7.5	Communication Management.....	79
92	3.7.6	Flight Deck Management.....	79
93	3.8	DESIGN AND CONSTRUCTION CONSTRAINTS.....	79
94	3.8.1	Flight Management.....	79
95	3.8.2	Operations Management.....	79
96	3.8.3	Decision Support Management.....	79
97	3.8.4	Data Management.....	79
98	3.8.5	Communication Management.....	80
99	3.8.6	Flight Deck Management.....	80
100	3.9	FUNCTIONAL BLOCK INTERFACE REQUIREMENTS.....	80
101	3.9.1	Flight Management.....	80
102	3.9.2	Operations Management.....	82
103	3.9.3	Decision Support Management.....	83
104	3.9.4	Data Management.....	83
105	3.9.5	Communication Management.....	83
106	3.9.6	Flight Deck Management.....	83
107	4	ASSUMPTIONS.....	84
108	5	REFERENCES.....	85
109	5.1	USE OF COPYRIGHT / PATENT MATERIAL /CLASSIFIED MATERIAL.....	87
110	5.1.1	Classified Material.....	87
111	APPENDIX A	ALLOCATION OF REQUIREMENTS TO TOPICS.....	88
112	A.1	REQUIREMENTS FOR AFUA (ADVANCED FLEXIBLE USE OF AIRSPACE).....	88
113	A.2	REQUIREMENTS FOR BMT (BUSINESS/MISSION TRAJECTORY).....	88
114	A.3	REQUIREMENTS FOR EFPL (EXTENDED FLIGHT PLAN).....	89
115	A.4	REQUIREMENTS FOR FREE ROUTE.....	90
116	A.5	REQUIREMENTS FOR UDPP (USER DRIVEN PRIORITISATION PROCESS).....	90
117	A.6	REQUIREMENTS FOR AIM (AERONAUTICAL INFORMATION MANAGEMENT).....	91
118	A.7	REQUIREMENTS FOR HMI (HUMAN MACHINE INTERFACE).....	91

119 **APPENDIX B DELETED REQUIREMENTS FROM WP11.01.03 TECHNICAL SPECIFICATIONS**

120 **93**

121 B.1 FOC TS SPECIFICATION STEP 1..... 93

122 B.2 AFUA TS..... 103

123 B.3 BMT TS..... 107

124 B.4 EFPL TS..... 117

125 B.5 FREE ROUTE TS..... 129

126 B.6 EFPL-AIM-UDPP-FR TS HONEYWELL..... 133

127 B.7 EFPL-AIM-UDPP-FR TS SABRE AIRLINE SOLUTIONS..... 138

128 **APPENDIX C DELETED REQUIREMENTS IN THE SOURCE DOCUMENTS..... 143**

129



130 **List of tables**

131 Table 1: Requirement identifier – SESAR Step allocation 15

132 Table 2: Requirement identifier – Source document 15

133 Table 3: Requirement identifier – Functional Block allocation 16

134 Table 4: FOC user roles characteristics..... 29

135 Table 5: Process Word List of the FOC HMI..... 31

136

137 **List of figures**

138 Figure 1: TS document with regards to the other SESAR deliverables 11

139 Figure 2: Operational Nodes overview..... 27

140 Figure 3: Overview Civil Airspace Users Operations 28

141 Figure 4: Structure of the FOC..... 29

142 Figure 5: Function breakdown of the Flight Operations Centre 32

143



144 Executive summary

145 This document contains the Step 1 and Step 2 system requirements for enhanced FOC functions,
146 which have been derived from the operational requirements provided by P11.01.02 in its Step 1 and
147 Step 2 OSED.

148 The document does not constitute an update to an older WP11.01.03 Technical Specification
149 document, but is designed as an all-new document. It does take into account the content of the
150 Technical Specification documents that have been produced throughout the course of SESAR 1 in
151 WP11.01.03, however, for the purpose of this document all content has been completely reviewed
152 and amended if necessary. The technical requirements presented herein were developed to support
153 the software prototypes produced in P11.01.04 that allowed the validation of the operational concepts
154 and requirements defined by P11.01.02.

155 The main topics covered by the technical requirements are Trajectory Management, Free Route,
156 Advanced Flexible Use of Airspace (AFUA), User Driven Prioritization Process (UDPP), Extended
157 Flight Plan (EFPL), Aeronautical Information Management (AIM), and Meteorology. An allocation of
158 the requirements to the topics is provided in the document.

159 This specification may be used by Flight Planning Service Providers for the adaptation of their FOC
160 systems and it can also be used by Airlines for the further development of their flight planning tools. It
161 is supporting SESAR solutions #31 (Advanced Flexible Use of Airspace), #33 (Free Routing), #37
162 (Extended Flight Plan), and #57 (User Driven Prioritization Process). It shall also serve as a reference
163 document in SESAR 2020, providing the complete list of technical requirements for the FOC identified
164 in SESAR 1

165 1 Introduction

166 1.1 Purpose of the document

167 The purpose of this document is to provide the technical specification and interface requirements
168 (TS/IRS) for the FOC functions.

169 The business trajectory base approach within SESAR expresses the specific intentions of Airspace
170 Users. Project P11.01.03 is describing the adaptation and developments of technical means
171 supporting the 4D business trajectory management. P11.01.03 is responsible for the design of the
172 FOC system, from business objectives to systems requirements, fully compliant with the SESAR
173 performance target, but is also responsible to ensure that the design of FOC system meets
174 stakeholder needs and that system elements are developed accordingly. This document describes
175 the translation of the operational requirements into system requirements for Step 1 and Step 2 as
176 available. The document includes consequently the translation of the operational and business
177 requirements for an FOC from P11.01.02 into system requirements and specifications for the FOC.
178 This specification may be used by Flight Planning Service Providers for the adaptation of their FOC
179 systems. This specification can also be used by Airlines for the further development of their flight
180 planning tools.

181 All requirements, scenarios and use cases in this document are in accordance with the operational
182 scenarios and requirements described in the WP11.01 Step 1 and Step 2 as available OSED [29]²
183 and have been designed taking into account the description of the Technical Architecture in the
184 WP11.01 FOC Step 1 and Step 2 TAD [7] (see also Figure 1). The requirements presented herein
185 have been developed to support the software prototypes produced in P11.01.04 that allowed the
186 validation of the operational concepts and requirements defined by P11.01.02. For all requirements
187 and traces, Dataset 16 has been used as the reference.

188 The system requirements of the FOC within this document consider in addition the topics of accuracy,
189 safety, interoperability and conformity to standards.

190 Concluding, this technical specification defines the reference for system requirements of the FOC as
191 a blue print for the development of future FOC. This specification should be used by Flight Planning
192 Service Providers and airlines for the development of their enhanced FOC tools. The specification is
193 prototype and release neutral.

² At the time of writing, no mature draft of the WP11.01 Step 1 and Step 2 (as available) INTEROP [30] was available. Therefore, this document could not serve as a reference for this TS document.

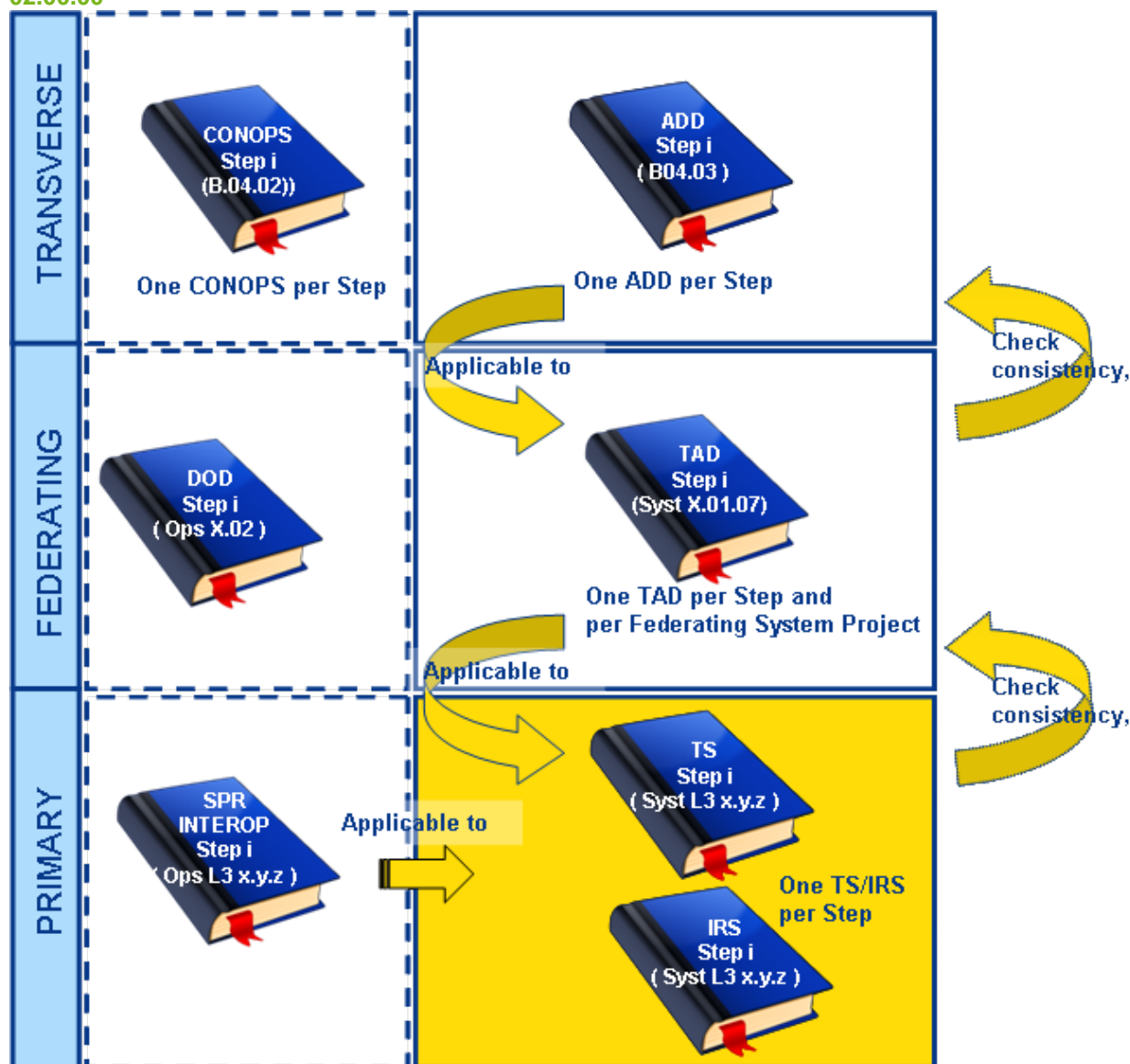


Figure 1: TS document with regards to the other SESAR deliverables

1.2 Intended readership

The intended readership includes:

- P04.03:** Project that takes care about pre-operational validation across different concepts/ elements of En Route operating context. As concepts like Free Route are discussed in this document, this project might be interested in reading this document.
- P04.05:** Operational project dealing with the definition of the business and mission trajectory within the En Route environment, which can provide additional operational inputs/needs to the FOC system functions in particular for the extended flight plan.
- SWP05.05:** Operational project dealing with the needs relating to trajectory management, specifically the creation, amendment, distribution of the business trajectory and mission trajectory. The FOC related requirements are of importance here, therefore, this document if of interest to SWP05.05.

- 209 • **05.06.02:** Operational project dealing with the optimization of the vertical profile (departure/
210 arrival) under consideration of practices and limitations of ATC controllers and flight crews.
- 211 • **SWP07.02:** responsible for the ops/technical coordination in WP07 (Network Operations). As
212 the AU with its FOC is one important stakeholder influencing network operations, the content
213 of this Technical Specification is of interest to this project.
- 214 • **P07.05.04:** dealing with the flexible airspace management and airspace design. As the FOC
215 related requirements of the AFUA concept as well as Free Route aspects are described in
216 this TS document, members of this project might be interested in this document.
- 217 • **P07.06.02:** Operational project dealing with the support (by NM) of airspace user to allow
218 them to operate their flights in an optimum way. In order to achieve this, many concepts
219 described in here play an important part and, therefore, this document is of interest to this
220 project.
- 221 • **SWP08.03:** Project dealing with the development and building of the service view by defining
222 the logical shared information services and specifying the information (service) models. As
223 the FOC requirements are satisfying several services, members of SWP08.03 might be
224 interested in reading this document
- 225 • **P09.01:** System project implementing Initial 4D concept in aircraft which can be supported by
226 time constraints and weather uplinks from FOC system. As the FOC side of the 4D concept is
227 presented in this TS, the content should be taken into account by P09.01 in order to ensure
228 that the AU FOC and the aircraft systems can work together seamlessly.
- 229 • **P13.02.02:** This project focuses on digital NOTAM and digital pilot briefing. As in this TS
230 document the requirements for the FOC to handle this are detailed, the document is of
231 interest to this project.
- 232 • **P14.02.09:** Project in charge of the realisation of the SWIM test platform. The descriptions
233 given in this document should be used to deduce requirements for the SWIM environment.
234 Furthermore this project might review web services that were developed in the course of this
235 project.
- 236 • **P16.06.xx:** Projects dealing with safety, security, resilience, robustness and performance of
237 technical and operational solutions within SESAR. This document is of interest to these
238 projects in order to deduce input for the definition of respective requirements and to review
239 the setup of the proposed system in regard to the aspects covered by the P16.06.xx projects.
- 240 • **PB04.03:** the members of the SESAR Technical Architecture project to check that content
241 presented in line with the system decomposition/architecture.

242 Also all members of projects contributing to the following Enabling Areas and Operational Focus
243 Areas might have an interest in reading this document:

- 244 • **ENB02.01.02** AIM/MET
- 245 • **ENB03.01.01** TMF Trajectory Management Framework
- 246 • **OFA03.01.03** Free Routing
- 247 • **OFA03.01.04** Business and Mission Trajectory
- 248 • **OFA05.03.01** Airspace Management and AFUA
- 249 • **OFA05.03.06** UDPP

250 Naturally, the contents of this document may also be useful for any project, which is affected by the
251 4D Trajectory Management within SESAR and with its connected system developments. Also with
252 regard to SESAR 2020 this document can provide beneficial input to many projects.

253 Finally, this document might be interesting for Aircraft Manufacturers, Original Equipment
254 Manufacturers (OEM), and Aircraft Equipment Manufacturers, as well as regulators and
255 standardization bodies, such as for example EUROCAE WG76 dealing with AIS/MET Datalink
256 Applications.

257 1.3 Inputs from other projects

258 The following inputs have been considered while writing this system specification (ordered by project
259 number):

- 260 • For a correct writing of all requirements, this document has taken into account the guidelines
261 provided by the SJU [1][2][3][5][6].
- 262 • PB.04.02 - D106 - Transition ConOps SESAR 2020 – Consolidated deliverable with
263 contribution from Operational Federating Projects [8]
- 264 • PB.04.03 - D98 - Architecture of the Technical Systems Description Document SESAR 2020
265 Transition edition [9]
- 266 • P04.07.02 - D37 - Free Route Operational Service and Environment Definition (OSED) for
267 Step 1 – Iteration 2 [10]
- 268 • P04.07.02 - D63 - Free Route Safety and Performance Requirements (SPR) for Step 1 [11]
- 269 • P07.06.02 - D45 - Step 1 Business trajectory OSED 2015 update [12]
- 270 • P07.06.02 - D74 - User Driven Prioritisation Process (UDPP) Step 2 V2 Interim OSED [13]
- 271 • P09.01 - D01 - Aircraft and System Performance and Functional requirements -step 1 (WA1)
272 [14]
- 273 • P09.48 - D05 - Validation Report for AIS/MET Services and Data distribution [15]
- 274 • P09.48 - D08 - Functional Requirement Document on AIS/MET Services and Data
275 Distribution [16]
- 276 • P09.48 - D09 - High Level Architecture Document [17]
- 277 • P13.02.02 - D118 - OSED - Digital Integrated Briefing (the project is part of an AIM dedicated
278 OFA focusing on digital NOTAM and digital pilot briefing) [18]

279 Furthermore, the following documents internal to WP11.1 have been used as reference, source or
280 higher-level document:

- 281 • P11.01.03 - D01 - Step 1 Use Cases and System requirements for FOC system [19]
- 282 • P11.01.03 - D07 - BMT (FOC) Step 2 Technical Specification [20]
- 283 • P11.01.03 - D10 - EFPL (FOC) Step 1 Technical Specification [21]
- 284 • P11.01.03 - D13 - FR (FOC) Step 1 Technical Specification [22]
- 285 • P11.01.03 - D06 - AFUA (FOC) Step 1 Technical Specification [23]
- 286 • P11.01.03 - D21 - TS Step1 and Step 2 as available for FOC system Sabre [25]
- 287 • P11.01.03 - D21 - TS Step1 and Step 2 as available for FOC system Honeywell [26]
- 288 • P11.01.03 - D19 - Civil AU Operations Centre Technical Architecture Description (TAD) [7]
- 289 • P11.01.01 - D01 - DOD – Definition of trajectory requirements for Step 1 [28]

290 • P11.01.02 - D08 - FOC Operational Service and Environment Definition (OSED) Step 1 and
291 Step 2, as available [29]

292 • P11.01.02 - D08 - FOC Interoperability Requirements (INTEROP) Step 1 and Step 2, as
293 available [30]

294 • P11.01.02 - D01 - FOC Safety and Performance Requirements (SPR) Step 1 [31]

295 The requirements from the WUF (Weather Uplink FMS) TS [24] are not included in this document as
296 Honeywell has agreed with SJU that no further deliverables are required, therefore, the WUF TS is
297 considered by Honeywell as not being a subject of the overall common TS consolidation.
298 Furthermore, the interface requirements for AIM also remain in a separate IRS document produced by
299 Honeywell [27].

300 1.4 Structure of the document

301 The document is organised as followed:

302 • *Chapter 1* introduces the document. It defines the purpose and scope of the document and
303 identifies its intended audience. It also provides a list of acronyms and terminology;

304 • *Chapter 2* provides a general description of the functional blocks;

305 • *Chapter 3* includes all system requirements, sorted by requirement type and sub-sorted by
306 functional block affiliation;

307 • *Chapter 4* lists the assumptions considered while writing this document;

308 • *Chapter 5* lists the references and applicable documents.

309 • *Appendix A* provides an allocation of the requirements to the different topics

310 • *Appendix B* lists all requirements from the source documents that have been set to status
311 “deleted”

312 • *Appendix C* lists all requirements that were already set to status “deleted” in the source
313 documents

314 1.5 Requirements Definitions – General Guidance

315 With regard to the definition of the requirements, the following points are of importance:

316 As throughout the run time of WP11.1.3 multiple Technical Specifications have been produced (see
317 Section 1.3), the requirements identifiers are strongly differing from each other as different numbering
318 schemes have been used. In order to have a unified numbering scheme in this document, it was
319 decided to adopt a new scheme as will be detailed below. In order to have a clean final requirement
320 structure, the original requirements were set to status “deleted” in Appendix B with the delete reason
321 “change of identifier (now REQ-11.01.03-TS-****.****)”. An identical requirement has then instead
322 been added to Chapter 3 with the identifier. In some cases, a slight rewording of the requirements has
323 been performed in this process in order to have a harmonized requirement formulation for different
324 topics. In that cases the deletion reason “change of identifier (now REQ-11.01.03-TS-****.****) /
325 wording harmonized” has been given in Appendix B.

326 The status of a requirement has been set to “validated” only if V3 maturity was reached in an exercise
327 from WP11.1 point of view. Otherwise, the status of a requirement remains “in progress”.

328 The field validation method of a requirement was completed the following way: If the requirement has
 329 been successfully validated, then the validation method used for the V3 exercise is used. If a
 330 requirement is still "in progress", then the validation method has been added that is expected to be
 331 used for achieving V3 maturity.

332 All "REQ Trace" tables of the requirement have been completed with information from affected
 333 Functional blocks and Enablers as well as Operational Focus Areas. As this Technical Specification
 334 has been produced in parallel to the WP11.01 Step 1 and Step 2 (as available) OSED [29] and before
 335 a mature draft of the WP11.01 Step 1 and Step 2 (as available) INTEROP [30] was available, the
 336 requirements were traced to the OSED instead of the INTEROP.

337 Requirements are numbered according to the following template:

338 **REQ-11.01.03-TS-*nn*oo.pqqq**

339 Where:

340 1. '*nn*' identifies the SESAR Step.

341 Table 1 gives an overview in regard to this 2 digit *nn* code.

nn	SESAR Step
S1	SESAR Step 1
S2	SESAR Step 2
S3	SESAR Step 3

342 **Table 1: Requirement identifier – SESAR Step allocation**

343 2. '*oo*' identifies the source document of the requirement.

344 Table 2 shows a list of all source documents together with their *oo* identifier.

oo	Source Document
TS	Step 1 Use Cases and System requirements for FOC system [7]
BT	BMT (FOC) Step 2 Technical Specification [18]
EF	EFPL - EFPL (FOC) Step 1 Technical Specification [21]
FR	FR (FOC) Step 1 Technical Specification [22]
AF	AFUA (FOC) Step 1 Technical Specification [23]
ST	TS Step1 and Step 2 as available for FOC system Sabre [25]
HT	TS Step1 and Step 2 as available for FOC system Honeywell [26]
NR	New requirement defined in this TS document

345 **Table 2: Requirement identifier – Source document**

346 3. 'p' identifies the functional block that shall be described by the used requirements.
 347 Furthermore these digits refer to requirements that are non-functional as performance
 348 and safety requirements.

349 Table 3 provides the mapping of the value of p to the Functional Block.

p	Functional Block
1	Flight Management
2	Operations Management
3	Decision Support Management
4	Data Management
5	Communication Management
6	Flight Deck Management

Table 3: Requirement identifier – Functional Block allocation

350
 351 4. 'qqq' is a unique number identifying the single requirements. This numbering is started
 352 individually for each 'nnoo.p***' combination. The counting interval is 5 (five).

353 1.6 Functional block Purpose

354 In order to have one comprehensive document (and in line with previous WP11.1 Technical
 355 Specifications), we decided on not producing one Technical Specification per Functional Block but to
 356 write one TS document including all Functional Blocks of the FOC operation. This way it is easier to
 357 show dependencies and interactions. Furthermore, this document can serve as a single general
 358 reference, summarizing all FOC requirements arising from SESAR1 based on the complete work
 359 experience from WP11.1.

360 Compared to the previous version of this document [7], a new set of functional blocks has been used
 361 that was first introduced in the SESAR2020 transition edition of the ADD [9]. In there, the FOC
 362 operation has been divided into the following new functional blocks, which cover specific areas of
 363 activity:

- 364 • Flight Management
- 365 • Operations Management
- 366 • Decision Support Management
- 367 • Data Management
- 368 • Communication Management
- 369 • Flight Deck Management

370 The functional blocks are highly dependent on each other and their interaction is not only necessary
 371 but a precondition to achieve a safe and smooth flight operation. Taken together, they reflect the
 372 entire FOC system.

373 To facilitate in getting an overview of how the functional blocks are involved in the procedural and
 374 technical process and how they interact, the functional blocks will be further decomposed into
 375 functions (as outlined in chapter 2.6.1 and 2.6.2).

376 The following sections will provide you with information about each functional block involved in the
 377 Business Trajectory Management, viewed from the FOC system point of view.

378 1.7 Functional block Overview

379 1.7.1 Flight Management

380 Flight Management covers all activities within the FOC system that deal with a particular flight. The
381 activities are executed in the short-term planning and the execution phases of the flight. There are
382 three main functions in this Functional Block. First, Flight and Trajectory Planning, that groups all
383 functionalities that are related to the generation and exchange of the flight and trajectory data.
384 Second, Flight monitoring, monitors both, the data domains considered during the generation of the
385 trajectory and the trajectory adherence throughout the execution of the flight. Third, the Flight Deck
386 Support, supporting the flight crew in all phases of flight. The main users of the functions within this
387 Functional Block are in the flight dispatch department of the AU.

388 1.7.2 Operations Management

389 Operations Management covers all activities within the FOC system that deal with the whole set of
390 flights operated by the AU. The activities cover the medium- and short-term planning as well as the
391 execution phases of the flights. The three main functions are Flight Schedule Management
392 (supporting the medium- and short-term planning of the flight leg sequence), Operations Control
393 (focussing on ensuring legal compliance and safe conduct of the flight operations during the
394 management of the flight leg sequence on the day of operations, also included is UDPP), and
395 Workload Management of all users of the FOC system (includes for instance capabilities for task
396 assignment, workload monitoring, and support for workload balancing). The main users of the
397 functions within this Functional Block are in the operations control department of the AU.

398 1.7.3 Decision Support Management

399 This Functional Block supports the users of the FOC in the decision making process. The two main
400 functions are the CDM support and the impact assessment. The CDM support is responsible for
401 supporting CDM processes, both external (between other ATM actors and the FOC) and internal
402 (between different users and functions of the FOC). The impact assessment supports what-if
403 functionalities, providing means to analyse which part of the operation and to what extent it is
404 affected. The users of these functions are either users of the other Functional Blocks of the FOC or
405 specialised staff trained for the handling of complex situations.

406 1.7.4 Data Management

407 Data Management contains the functions for the retrieval, processing, and storage of all data required
408 in the other Functional Blocks. This includes data provided by AIS or weather providers as well as
409 internal AU's data. Moreover functions are provided to access the data as well as functions that allow
410 a notification of human and system users about new, changed, or deleted data. The main users of the
411 functions within this Functional Block work in the AU's back office department. But all users within the
412 FOC might use functions of this Functional Block to access the processed data.

413 1.7.5 Communication Management

414 Communication Management provides the technical means for the communication with the flight crew
415 and the aircraft, with the other ATM actors, and with other external data and service providers.
416 Moreover it provides the means for the communication if the FOC acts as data or service provider.
417 The main functions are Ground/Ground (G/G) communications, Air/Ground (A/G) Communication and
418 SWIM TI, the SWIM-related technical infrastructure. The FOC system can have the capability to keep
419 the electronic content of the portable devices of the flight crews (used instead of paper-based flight
420 bags) updated. The provided technical means are used by the other Functional Blocks when needed
421 during the realization of their functions. The main users are technical officers responsible for
422 management and operation of the technical means.

423 **1.7.6 Flight Deck Management**

424 Flight Deck Management covers all activities executed by the flight deck crew during the preparation,
 425 execution, and wrap-up of a particular flight. These activities belong to the tasks that the flight deck
 426 crew has to conduct by order of the Airspace User. They complement the activities of the flight deck
 427 crew related to the control of the aircraft.

428 **1.8 Glossary of terms**

429 All terms have been defined in either one of the source documents [18][21][22][23][24][25][26][27] or
 430 one of the documents referenced therein. Furthermore, the WP11.1 OSED [29] can be used as a
 431 reference.

432 **1.9 Acronyms and Terminology**

Term	Definition
4D	Four Dimensional
4DT	Four Dimensional Trajectory
A/G	Air-Ground
A/C	Aircraft
AA2A	ATC Area to Avoid
ACARS	Airline Communication and Reporting System
A-CDM	Airport Collaborative Decision Making
ACK	Acknowledgement message
ADD	Architecture Definition Document
ADEP	Aerodrome of Departure
ADES	Aerodrome of Destination
AFUA	Advanced Flexible Use of Airspace
AIBT	Actual In Block Time
AIM	Aeronautical Information Management
AIP	Aeronautical Information Publication
AIREP	Aircraft Report
AIS	Aeronautical Information Services
AIXM	Aeronautical Information Exchange Model
ALDT	Actual Landing Time

Term	Definition
AMAN	Arrival Manager
AMDAR	Aircraft Meteorological Data Relay
ANSP	Air Navigation Service Provider
AO	Aircraft Operators
AOBT	Actual Off Block Time
AP / APT	Airport
APOC	Airport Operations Centre
ARES	Airspace Reservation/Restriction
ARINC	Aeronautical Radio Incorporated
ARO	Aerodrome Reporting Office (ICAO acronym)
ASM	Airspace Management
ATCO	Air Traffic Controller
ATC	Air Traffic Control
ATFCM	Air Traffic Flow & Capacity Management
ATFM	Air Traffic Flow Management
ATIS	Automatic Terminal Information Service
ATM	Air Traffic Management
ATMS	Air Traffic Management System
ATOT	Actual Take Off Time
ATSU	Air Traffic Services Unit
AU	Airspace User
AUP	Airspace Use Plan
BGA	Business and General Aviation
BIRDTAM	Bird Notice to Airmen
BMT	Business/Mission Trajectory
B2B	Business to Business (B2B)
BT	Business Trajectory

Term	Definition
CCS	Capacity Constraint Scenario
CDM	Collaborative Decision Making
CHG	FPL Change message
CI	Confidence Index
COTS	Commercial-off-the-shelf
CPDLC	Controller-Pilot Data Link Communications
CTA	Controlled Time of Arrival
CTO	Controlled Time Over
CTOT	Calculated Take-off Time
D-ATIS	Digital Air Traffic Information Service
DCB	Demand Capacity Balancing
D-NOTAM	Digital NOTAM
D-MET	Digital Meteorological Information
D-METAR	Digital METAR
D-TAF	Digital TAF
DCT	Direct
DMA	Dynamic Mobile Area
D-MET	Digital Meteorological Information
D-NOTAM	Digital NOTAM
DOC	Direct Operating Cost
DOD	Detailed Operational Description
DOF	Day of Flight
DRA	Direct Routing Airspace
D-VOLMET	Digital Meteorological Information for Aircraft in Flight
E-ATMS	European Air Traffic Management System
EAUP	European Airspace Use Plan
ECAC	European Civil Aviation Conference

Term	Definition
ECHG	Modification message of the Extended FPL
ECNL	Extended CNL (Cancel) message
EDLA	Extended DLA (Delay) message
EFB	Electronic Flight Bag
EFPL	Extended Flight Plan
EFPM	Extended Flight Plan Message
EIBT	Estimated In Block Time
EID	Electronic Information Device
ENB	Enabler
EOBT	Estimated off-block time
ERNIP	European Route Network Improvement Plan
ETA	Estimated Time of Arrival
EUROCAE	European Organisation for Civil Aviation Equipment
EUUP	European Updated Airspace Use Plan
FAA	Federal Aviation Authority
FAB	Functional Airspace Block
FB	Functional Block
FC	Flight Crew
FCT	Function
FDA	Fleet Delay Apportionment
FF-ICE	Flight and Flow Information in a Collaborative Environment
FIBT	Forecasted In Block Time
FIXM	Flight Information eXchange Model
FIXM 4D	FIXM 4D Flight Plan Message
FL	Flight Level
FMS	Flight Management System
FOBT	Forecasted Off Block Time

Term	Definition
FOC	Flight Operations Centre
FOC-FM	Functional Block FOC Flight Management
FOC-OM	Functional Block FOC Operations Management
FOC-DSM	Functional Block FOC Decision Support Management
FOC-DM	Functional Block FOC Data Management
FOC-CM	Functional Block FOC Communication Management
FOC-FDM	Functional Block FOC Flight Deck Management
FPL	Flight Plan
FSPD	Flight Specific Performance Data
GAMET	General Aviation Meteorological Information
GAT	General Aviation Traffic
GUFID	Global Unique Flight Identifier
HSPT	HOT SPOT
IBT	In-Block Time
ICAO	International Civil Aviation Organization
ICAO FIXM	ICAO flight plan in FIXM format
ICAO FPL	ICAO flight plan
ICAO XML	ICAO flight plan in Eurocontrol XML format
ICAO TXT	ICAO flight plan in text format
ID	Identifier
IEI	Imbedded Element Identifier
IER	Information Exchange Requirements
IFPS	Initial Flight Plan Processing System
INTEROP	Interoperability Requirements
iRBT	Initial Reference Business Trajectory
IRS	Interface Requirements Specification
iSBT	Initial Shared Business Trajectory

Term	Definition
ISRM	Information Service Reference Model
ITCZ	Intertropical Convergence Zone
i4D	Initial 4D trajectory
KPA	Key Performance Area
KPI	Key Performance Indicator
Lat	Latitude
LOA	Letter of Agreement
Long	Longitude
LROPS	Long Range Operations
MCDU	Multifunction Control Display Unit
MEL/CDL	Minimum Equipment List / Configuration Deviation List
METAR	Meteorological Aviation Routine Weather Report
NM	Network Manager
NMF	Network Manager Function
NMOC	Network Manager Operations Centre
NOP	Network Operations Plan
NOTAM	Notice to Airman
NPR	Nominal Preferred Route
OBJ	Objective
OBT	Off Block Time
OC	Operating Credit
OEM	Original Equipment Manufacturer
OFA	Operational Focus Area
OFF	Operational Flight Plan
OI	In the context of this TS: Operating Index
OIS	On Board Information Service
OR	Operational Requirements

Term	Definition
OSED	Operational Service and Environment Definition
PANS	Procedures of Air Navigation Services
PANS-ATM	Procedures of Air Navigation Services – Air Traffic Management
PCS	Process
PDS	Pre-Departure Sequence
PIB	Pre-flight Information Bulletin
PIBT	Published In Block Time
POBT	Published Off Block Time
PTR	Profile Tuning Restrictions
PWI	Predicted Wind Information Message
RAD	Route Availability Document
RBT	Reference Business Trajectory
REJ	Reject Message
REQPWI	Request for Predicted Wind Information Message
RMAN	Runways Manager (first Airport process to organise departure)
RNP	Required Navigation Performance
RPAS	Remotely Piloted Aircraft Systems
RSA	Restricted Airspace
RTA	Required Time of Arrival
RTS	Real Time Simulation
RTSA	Real Time Status of Airspace
SARPs	Standards and Recommended Practices
SBT	Shared Business Trajectory
SCN	Scenario
SESAR	Single European Sky ATM Research Programme
SESAR Programme	The programme which defines the Research and Development activities and Projects for the SJU.

Term	Definition
SFC	Sub-function
SIGMET	Significant Meteorological Information
SFP	Selective Flight Protection
SFP OC	SFP Operating Credit
SFP OI	SFP Operating Index
SIBT	Scheduled In Block Time (initial Airline schedule)
SITA	Société Internationale de Télécommunication Aéronautique
SJU	SESAR Joint Undertaking (Agency of the European Commission)
SJU Work Programme	The programme which addresses all activities of the SESAR Joint Undertaking Agency.
SOA	Service Oriented Architecture
SOBT	Scheduled Off Block Time (initial Airline schedule)
SPECI	Special METAR forecast
SPR	Safety and Performance Requirements
STAM	Short-Term ATFCM Measures
STD	Scheduled Time of Departure
SVC	Service
SWIM	System Wide Information Management
TAD	Technical Architecture Description
TAS	True Air Speed
TMA	Terminal Manoeuvring Area
TOD	Top of Descent
TR	Technical Requirements
TS	Technical Specification
TSAT	Target Start-up Approval Time
TT	Target Time
TTA	Target Time of Arrival

Term	Definition
TTO	Target Time Over
TTOT	Target Take-off Time
TW	Target Window
TXT	Text
UDPP	User Driven Prioritisation Process
UIBT	User In Block Time (prioritisation given by User)
UOBT	User Off Block Time (prioritisation given by User)
UUP	Updated Airspace Use Plan
VALP	Validation Plan
VALR	Validation Report
VPA	Variable Profile Area
WOC	Wing Operations Centre
WP	Work Package
WSA	Weather
WX	Weather
WXXM	Weather Information Exchange Model
XML	Extensible Markup Language

433

2 General Functional block Description

2.1 Context

The Airspace Users Operations consists of two Operational Nodes,

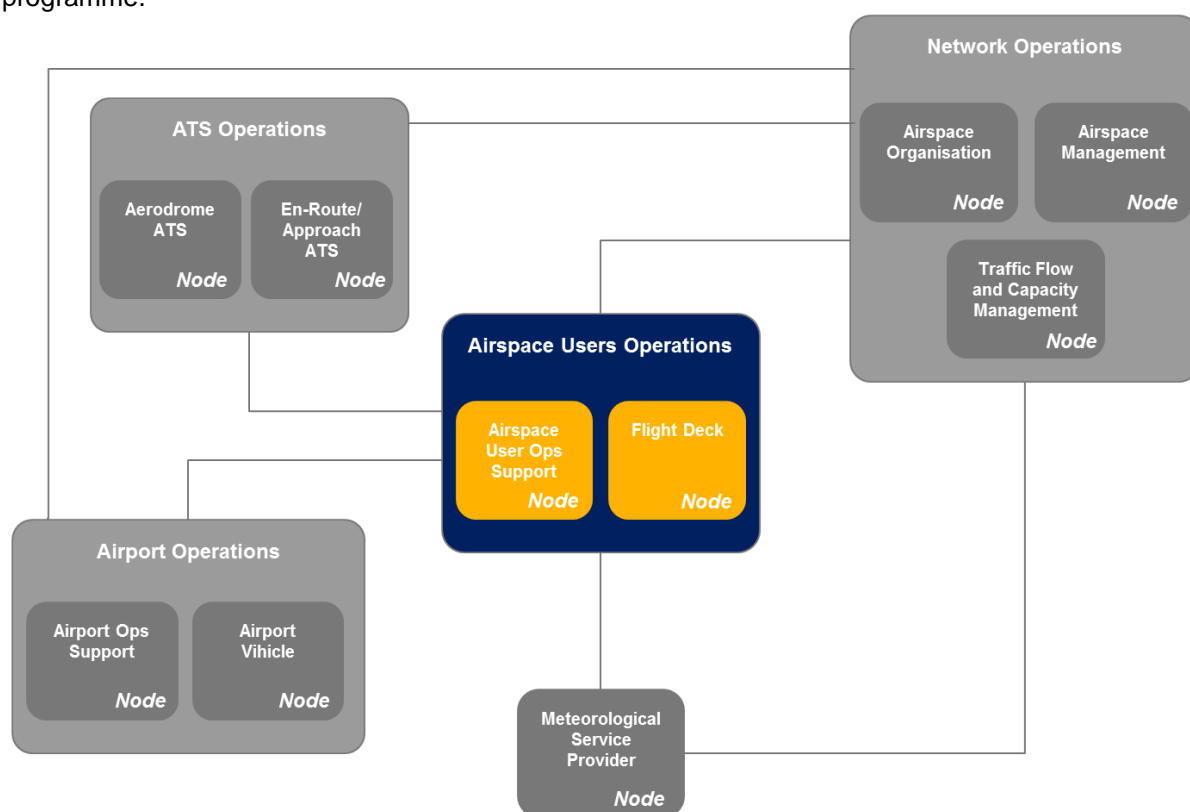
437

438 • the Airspace User Ops Support, and

439 • the Flight Deck.

440

441 These Operational Nodes interact with the Operational Nodes of the other ATM actors. Figure 2 gives
442 an overview of all Operational Nodes that have been defined in the context of the SESAR
443 programme.



444

445

446

Figure 2: Operational Nodes overview

447 The two Operational Nodes of the Airspace Users Operations are supported by the Civil AU
448 Operations Centre capability configuration. The Civil AU Operations Centre includes seven systems
449 that support the airspace user to perform its operations. The seven systems are

450

451 • Civil AU Crew Operations Centre,

452 • Civil AU Flight Operations Centre,

453 • Civil AU Business Operations Centre,

454 • Civil AU Passenger Operations Centre,

- 455
- Civil AU Cargo Operations Centre,
- 456
- Civil AU Aircraft Operations Centre, and
- 457
- Civil AU Airport Operations Centre.

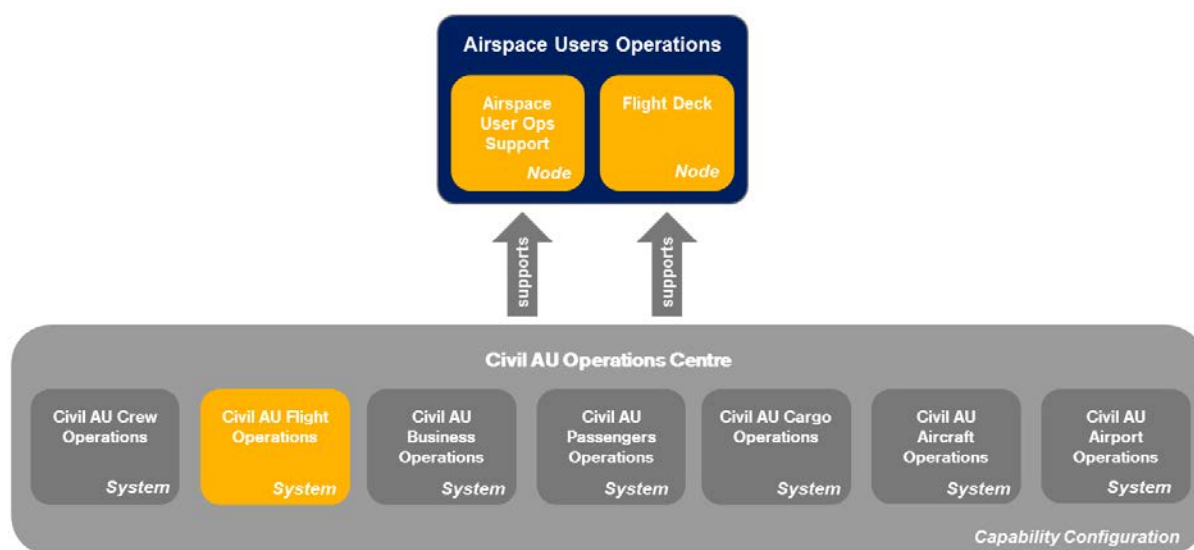
458

459 Further information about this structure can be found in the ADD SESAR 2020 Transition edition [9].

460

461 This Technical Specification focuses on the Civil AU Flight Operations Centre. In the remaining
 462 document Civil AU Flight Operations Centre will be referred to as Flight Operations Centre or its
 463 acronym FOC. Figure 3 gives an overview of the civil Airspace Users Operations, its nodes, capability
 464 configuration and supporting systems.

465



466

467

Figure 3: Overview Civil Airspace Users Operations

468

469 The Flight Operations Centre (FOC) system supports the operations of Airspace Users, performing
 470 manned or unmanned flight operations of civil aircraft.

471

472 The FOC Technical System represents the 'Flight Operations' domain as part of the whole operations
 473 of the airspace user. The domain 'Flight Operations' covers all activities that deal with the flights that
 474 are operated by the Airspace User. These activities refer to the medium- and short-term planning and
 475 the execution phases of the flights.

476 2.2 Functional block Modes and States

477 This section is not applicable to the FOC.

478 2.3 Major Functional block Capabilities

479 This chapter gives an overview of the grouping of requirements in accordance with the architecture
 480 and structure of the FOC. The structure of requirements is based on the functional block structure
 481 defined for the flight operations centre.

482



Figure 4: Structure of the FOC

483
484
485
486
487
488

Figure 4 gives an overview of the structure of the FOC and lists all specific functional blocks. This structure has been chosen to support system engineers and developers to assess the need to address changes in capabilities in the single components of the FOC.

489 2.4 User Characteristics

490 Table 4 lists all relevant user roles that relate to the Flight Operations Centre. These roles are in
491 accordance with the Final FOC Step 1 and Step 2, as available, OSED document [29]. For more
492 details on the FOC related user roles please consult the referenced document.

	24/7 access to system	8/5 access to system	Data editing	Data reading	Data communication	Data printout	Data base integration	Different languages
Flight Dispatcher	X			X	X	X		^X 497
Flight Monitoring Officer	X		X		X	X		^X 498
Flight Schedule Planner		X		X	X	X		^X 499
Flight Schedule Monitoring Officer	X		X		X	X		^X 500
Operations Control Officer	X		X		X			501
Decision Support Officer	X		X		X			502
Load Controller	X			X	X	X		^X 503
Data Maintenance Officer		X	X		X	X		504
Technical Supervisor		X					X	505

Table 4: FOC user roles characteristics

506

507 2.4.1 System Access Times

508 System access times describe the time intervals in which a user of the FOC system will access the
509 system. The system must be build up in a way that supports the respective access times. In the
510 context of the FOC system two access time types are differentiated.

511 24/7 Access to system

512 The user of the FOC (a human being or process, simulating a human being) accesses the system
513 continually without any interruption of it. That means that the system must be available at 24 hours, 7
514 days of a week.

515 8/5 Access to system

516 The user of the FOC (most likely a human being) accesses the system only during office times.
517 Typically this office times are limited to 8 working hours during a week of 5 days. Deviations of these
518 access times are depending on the organization using the FOC system. Longer or shorter access
519 times are possible. The main difference between the 24/7 access to system capability and the 8/5
520 access to system capability is that the 8/5 access to system capability requires not a continuous
521 access to the system

522 2.4.2 Flight Operations Management

523 The data handling capabilities deal with all tasks that are needed to handle data within the FOC
524 system. These capabilities include entering, changing, reading and deleting. These tasks will be
525 fulfilled using an HMI (Human Machine Interface). The respective user will directly change the data
526 manually. The following capabilities are defined for the FOC system users.

527 **Data edit capability**

528 This capability includes entering and saving data into the FOC data system and changing or deleting
529 of a stored data set. Users that have this capability are allowed to manipulate data sets available in
530 the FOC system. This does not include the change of any system configuration.

531 **Data read right**

532 This capability includes the select of data stored in the FOC system. The data is typically displayed on
533 a monitor. The data read capability is a subset of the data edit capability.

534 2.4.3 Data Distribution

535 The data distribution capability is granting the user of an FOC system access to data communication
536 functionalities using AFTN, SITA, ACARS, e-mail or other means of communication interfaces.
537 Furthermore this includes the printout of data. The following data distribution capabilities are defined
538 for FOC system users.

539 **Data communication**

540 This includes sending and receiving data via e.g. AFTN, SITA, ACARS, e-mail, FAX messages.

541 **Data printout**

542 This includes sending data to a printer connected directly with the FOC or via a network.

543 **Data base integration**

544 This capability includes the integration of (external) databases not directly included with the FOC, e.g.
545 an aircraft configuration database.

546 2.4.4 Human Machine Interface

547 Depending on the airline using the FOC different individual designs for the HMI will be implemented.
548 In general we can differentiate between FOC system operation that is based on a high degree of
549 automation with almost no interaction of human operators and those FOC operation that are based on
550 manual interaction of a human operator. Such FOC setups should not be confused with the possibility
551 to request – for example – trajectory options from outside of the AU organization. Such options might
552 be implemented as part of a service. The AU operating the FOC system will be able to enable and
553 disable services that are provided to 3rd parties in this context.

554 It would break the scope of this document to describe all possible kinds of different HMI designs. For
555 that reason the respective selectors are only named.

556 To keep it simple only a very limited set of actions will be defined that can be used for FOC systems
557 with a high degree of automation as well as for FOC systems that are based on human operator
558 interaction only and for all degrees of automation in FOC systems between these both extremes.

559 The following table lists the main actions that will be available in an FOC system.
560

Action	Description
Trigger	<i>Trigger</i> is the action that will directly start a process within the FOC system. An example is the trigger that starts the filing process of a flight plan to the ATC unit. The action <i>trigger</i> will be available for the HMI (for direct interaction of a human operator) and for the system automation domain. If applicable in any requirement a <i>Trigger</i> will be defined.
Select	<i>Select</i> defines whether a defined action shall be triggered or which action shall be triggered in case that an action is optional or several options are available for an action. An example is the attachment of so-called Flight Performance Data into the Extended Flight Plan. As this is optional data the FOC operator will select whether this data set will be attached or even not. Whenever applicable in any requirement a <i>Selector</i> will be defined.
Return	<i>Return</i> will be used in case that any data or information (from the FOC system) must be acknowledged by a human operator. The term return can – in this case – be taken as a synonym for actions like <i>display</i> (on a screen) or <i>print-out</i> (on a printer). As the last terms are more related to individual FOC system design, they will be substituted by the term <i>return</i> .

Table 5: Process Word List of the FOC HMI

561

562 **HMI Language**

563 As FOC systems are used worldwide, user from different countries will have access to the system.
 564 Therefore it must be considered that users with different languages and different degree of English
 565 speaking capabilities are using the FOC system.

566 **2.5 Operational Scenarios**

567 The operational scenarios used as basis for this document can be found in chapter 5 of the Final FOC
 568 Step 1 and Step 2, as available, OSED document [29].

569 **2.6 Functional**570 **2.6.1 Functional decomposition**

571 The Flight Operations Centre supports Airspace Users, performing ICAO compliant manned or
 572 unmanned flight operations, in the management of the operations of those flights. It consists of six
 573 Functional Blocks that group the functions that are required to perform the flight operations. In some
 574 cases the functions are separated into sub-functions (<SFC>)³. Figure 5 gives an overview of the
 575 functional break down of the flight operations centre. The following sub sections give descriptions of
 576 the respective elements.

³ The grouping into function and sub-function only addresses sub-functions that relate to the concepts discussed within the SESAR programme. Other sub-functions are not mentioned here as they are not affected by the SESAR programme.



Figure 5: Function breakdown of the Flight Operations Centre

577
578
579

580 2.6.1.1 Flight Management (FOC-FM)

581 The functional block flight management refers to all activities that relate to an individual flight. This
582 includes in particular the

- 583 • Flight and trajectory planning,
- 584 • Flight monitoring, and
- 585 • Flight deck support.

586 2.6.1.1.1 Flight and Trajectory Planning

587 The flight and trajectory planning includes the generation and exchange of trajectory data. This also
588 includes the iterative planning of trajectories in the context of the SBT planning. Besides this the
589 management of the RBT, including agreement dissemination and RBT revision is facilitated by the
590 flight and trajectory planning. All these capabilities are not only limited to the pre-departure planning
591 phase but also refer to the flight execution phase where the FOC can be used to support the flight
592 crews and ATM stakeholders.

593 All these activities are based on a wide range of information that are properties or boundary
594 conditions of the flight and have to be considered by the airspace user to allow efficient and cost
595 optimal flight operations. This also includes activities like airport suitability check, flight cost and fuel
596 amount evaluation, trajectory optimization, provision of information used for the flight crew briefing
597 etc.

598 2.6.1.1.2 Flight Monitoring

599 The flight monitoring relates to the on-going process of monitoring all data that is in relation to the
600 flight as well as the trajectory flown by the aircraft and to compare this with all data used for planning
601 and the trajectory that has been planned (e.g. RBT as soon as available). Hence the flight monitoring
602 can be separated into two aspects:

- 603 • Data monitoring, and
- 604 • Trajectory adherence monitoring.

605 2.6.1.1.2.1 Data monitoring

606 The data monitoring assesses the impact of any change of the boundary conditions of the flight onto
607 the business trajectory. This includes an analysis whether any data change leads to an inability to fly
608 the trajectory, respectively whether any data change might allow a more optimal trajectory to be
609 planned. This monitoring starts with generation of the first trajectory that is used as SBT and can
610 continue during the flight execution when the RBT has been agreed.

611 2.6.1.1.2.2 Trajectory adherence monitoring

612 The trajectory adherence monitoring relates to the comparison of the aircraft position and future path
613 of the aircraft trajectory with the agreed reference trajectory, the RBT. This monitoring will be based
614 on aircraft position data derived from the aircraft directly or from any surveillance system and besides
615 that on trajectory predictions that estimate the path of future positions of the aircraft. This monitoring
616 can be performed throughout the whole execution phase and is especially relevant for medium- and
617 long-haul flights.

618 2.6.1.1.3 Flight Deck Support

619 This function supports the flight crew through the corresponding phases of the flight, when an
620 involvement of the flight crew is required. The main purpose of this function is to keep the flight crew
621 up to date with regard to the planned flight as well as with regard to the data that might impact their
622 flight. Hence this function includes the two sub-functions:

- 623 • Briefing, and
- 624 • Dynamic Data Provision.

625 2.6.1.1.3.1 Briefing

626 This includes the initial provision of the operational flight plan that includes all relevant information that
627 is required by the flight crew to safely and efficiently command the planned flight. Initially the briefing
628 is performed in the short-term planning phase. But the point of time when this briefing is performed
629 might differ from AU to AU, as well as from flight to flight⁴.

630 Besides that the briefing might be performed throughout the whole lifecycle of the flight, if significant
631 changes to the operational flight plan have been done. An example could be a change of the planned
632 trajectory due to an RBT revision. Such dynamic update of the operational flight plan could happen
633 throughout the whole phase from initial briefing till the arrival at the airport of destination.

634 2.6.1.1.3.2 Dynamic Data Provision

635 The Flight Operations Centre provides permanently information to the flight crew that is relevant for
636 the flight and increases their situational awareness. The dynamic data provision may start directly

⁴ The briefing for a long-haul flight might be performed several hours before departure while on short-haul flights the briefing might be performed very close to the departure time.

637 after the briefing of the flight crew and will be perform until the arrival of the aircraft at its final parking
638 position.

639 2.6.1.2 Operations Management (FOC-OM)

640 The functional block operations management relates to all activities that refer to the whole set of the
641 flights operated by the AU. This refers especially to the schedule of flights including their
642 interdependencies to each other flight. It takes care about the achievement of optimal overall flight
643 operations efficiency. That means that every single flight is considered as single element of the whole
644 flight operation that is in focus. Besides that it manages the workload of the FOC user to ensure that
645 overloads are avoided and flight operation is supported in an efficient way. The operations
646 management is separated into two main functions that are

- 647 • Flight schedule management,
- 648 • Operations control, and
- 649 • FOC User Workload Management.

650 The activities supported by the operations management cover a time period that lasts from the
651 medium-term planning phase until the end of the flight execution.

652 2.6.1.2.1 Flight schedule management

653 The flight schedule management is grouped into different functions that relate to the planning of the
654 sequence of flights that is intended to be executed. This also includes the provision of flight intent
655 data in the context of the SBT planning. The schedule planning is based on the route network that has
656 been provided route network management in the business operations centre. Such route network
657 describes all intended flights in the form of a seasonal schedule that only includes intended airport
658 connections that shall regularly be flown. Based on this data the schedule management creates the
659 daily flight schedule and monitors its development over time throughout the medium- and short-term
660 planning. This includes two main aspects that are:

- 661 • Schedule planning, and
- 662 • Schedule monitoring.

663 2.6.1.2.1.1 Schedule planning

664 The schedule planning relates to the planning of the flight leg sequence in the scope of the aircraft
665 fleet that is operated by the airspace user. The result is the daily flight schedule of intended flights as
666 they will be operated under static conditions.

667 2.6.1.2.1.2 Schedule monitoring

668 The schedule monitoring covers all activities that relate to the supervision of aspects that might
669 impact the flight sequence in the flight schedule. That also relates to the analysis of the cascading
670 effects of flight delays on other flights. This includes the interdependencies of flights operated with the
671 same aircraft, as well as interdependencies of flights that are linked due to passenger/ cargo transfer
672 etc.

673 2.6.1.2.2 Operations control

674 The operations control has the focus to ensure smooth and efficient flight operations on the day of
675 operations with the focus on managing the flight leg sequence. This function is based on the flight

676 schedule provided by the schedule management but also establishes the link to other systems that
677 provide information that relate to the individual flights in the flight sequence list. Besides the system
678 link this function is tightly connected to the flight planning functions as both functions have strong
679 dependencies onto each other. While the flight schedule will be optimized to reduce costs caused by
680 delays and other deviations from the flight schedule, the flight planning is focussing on an optimal
681 flight operation of a single flight event. Both aspects are competing in some cases to each other as
682 recovering a flight schedule to avoid delay costs might require to fly faster; and consequently with a
683 less optimal cost index, what might decrease the flight cost efficiency for a single flight. The will be on
684 the achievement of a good trade-off between flight cost efficiency and overall flight operations
685 efficiency.

686 The operations control function includes two main aspects:

- 687 • User Driven Prioritization Process,
- 688 • Operations Control.

689 2.6.1.2.2.1 User Driven Prioritization Process (UDPP)

690 UDPP is used to handle when one or more flights are not conducted anymore according their original
691 schedule or when events appear that might influence the flight leg sequence. Such situations might
692 be a consequence of reduced capacities at an airport in any ATC sector that requires delaying certain
693 flights. UDPP can help to reduce deviations from the planned schedule by influencing the applied slot
694 times and 4D constraints. This can help bring the flight closer to the original schedule or might
695 influence the sequence of flights positively. This also includes the monitoring of constraint situations
696 and to identify risks and opportunities with regard to the fleet prioritization.

697 2.6.1.2.2.2 Operations Control

698 The function Operations Control needs to deal with situations when UDPP options have been
699 identified by the separate UDPP functionality that monitors the constraints situations at the airports or
700 concerning the network. The UDPP options need to be evaluated if the possible benefit can be
701 achieved and if this is the case consecutively the UDPP options need to be applied to the operations
702 of the Airspace User.

703 2.6.1.2.3 FOC User Workload Management

704 The FOC User Workload management is used to assess the workload and work list of every user of
705 the FOC with the target to balance the workload of every FOC user and to avoid work overloads and
706 delays with regard to the tasks that are required to manage the flight operations of the Airspace User.
707 This includes the task assignment, workload monitoring, and workload balancing support.

708 2.6.1.3 Decision Support Management (FOC-DSM)

709 The functional block decision support management is a kind of superordinate function that supports
710 the airspace user in all coordination and decision making processes within the airspace user
711 organization and with other ATM actors. It focuses on the management of complex situation that
712 require the involvement of several different parties and the coordination of collaborative decision
713 making. In particular this includes two main functions that are

- 714 • CDM support, and
- 715 • Impact assessment.

716 2.6.1.3.1 CDM support

717 CDM Support - supports the external and internal CDM processes. The external CDM processes refer
718 to the collaboration with other ATM actors either triggered by them or by the FOC. The internal CDM
719 processes refer to the collaboration between the different users and functions of the FOC. Both types
720 of CDM processes are connected because external CDM processes require typically the support by
721 internal CDM processes.

722 One supported CDM process is related to UDPP. User Driven Prioritisation Process (UDPP) is a
723 collaborative AU Driven Process that gives the Airspace Users a role in the Demand Capacity
724 Balancing (DCB). The actors in this process include Airport Operations Centres, the Network
725 Manager, and the participating Airspace Users.

726 2.6.1.3.2 Impact Assessment

727 Impact Assessment - supports what-if functionalities. It provides means for the analysis which part of
728 the operation is affected by an event and how much. Furthermore it collects the information about the
729 impact from the different functions of the FOC allowing an evaluation of the overall impact of the
730 event. Such events can refer for instance to the possible usage of opportunities (e.g. released
731 restricted airspace). The FOC impact assessment is also executed when another ATM actor involves
732 the FOC in its impact assessment (e.g. NM).

733 The impact assessment is furthermore applied to the analysis of UDPP options covering operational
734 as well as commercial aspects. An UDPP option affects always a list of flights in which one or more
735 flights shall be preferred and one or more flights shall be penalised compared to the initial situation.
736 As a consequence of this the impact of the UDPP option to each single flight needs to be evaluated
737 as well as its overall impact to the Airspace User. During this internal impact assessment the result of
738 the impact assessment is taken into consideration that is executed by the other actors participating in
739 the process.

740 2.6.1.4 Data Management (FOC-DM)

741 The data management is a foundation pillar of flight operations. This is due to the fact that the timely
742 and correct provision of data is a key for safe, orderly and efficient flight operations. This functional
743 block includes functions used for the retrieval, processing and storage of the data that is used by all
744 other FOC functional blocks. Besides these functions a further focus is on the validation and
745 qualification of retrieved data. This is especially important for data that is retrieved from electronic
746 sources, as this data shall be – as much as possible – processed in an automatic way. The data
747 management takes care about many different data domains as:

- 748 • Aeronautical data,
- 749 • Constraint data,
- 750 • Meteorological data,
- 751 • Terrain and obstacle data,
- 752 • Aircraft data, and
- 753 • Airspace User data.

754 In particular this includes three main functions that are

- 755 • Data processing and notification,
- 756 • Data access, and

- 757
- Data compilation.

758 2.6.1.4.1 Data Processing and Notification

759 The data processing and notification function includes retrieval, processing, and storing of data for the
760 activities covered by the FOC. This also includes the tracking of changes in specific sets of data and
761 the notification of human and system users about new, changed, and deleted data.

762 2.6.1.4.2 Data Access

763 This function allows human and system user to access data that is available in the FOC, to add,
764 change, or delete such data.

765 2.6.1.4.3 Data Compilation

766 The purpose of this function is the generation of data, based on data that has been recorded, stored
767 or entered during the lifecycle of a flight, with the purpose to provide analytical data relating to the
768 activities performed in the context of flight operations centre. This includes all data within the FOC
769 from the flight planning phases as well as from the flight execution phase. This function especially
770 compiles FOC related data that will be used for post flight analysis.

771 2.6.1.5 Communication Management (FOC-CM)

772 The functional block communication management includes all technical resources that are required to
773 establish the information exchange between the FOC with the flight crew and the aircraft, the other
774 ATM actors and with other external data providers. This communication will be established in a bi-
775 directional way allowing the FOC to act as data receptor as well as data or service provider. All other
776 functional blocks of the FOC will draw from the functions of this functional block to fulfil their
777 communication needs. This functional block includes three main functions that are:

- 778
- G/G communication,
- 779
- A/G communication, and
- 780
- SWIM TI.

781 2.6.1.5.1 G/G communication

782 The G/G communication includes all means of communication between the FOC and other ATM
783 actors and other external data and service providers. Besides that the communication with the flight
784 crew – if outside of the aircraft – is also included. This includes for example the communication with
785 the briefing application used by the flights crews.

786 2.6.1.5.2 A/G communication

787 The A/G communication includes the communications between the FOC and the flight crew,
788 respectively the flight deck. This relates mainly to all communication during the flight execution. This
789 communication channel can be used to provide the flight crews with updated data (e.g. trajectory, or
790 weather) and can allow to the establishment of an on-going flight crew decision support throughout
791 the whole execution of a flight. The other way around the aircraft might provide information to the
792 FOC (e.g. aircraft position) that can be used for the trajectory monitoring.

793 2.6.1.5.3 SWIM TI

794 This functions provides the technical infrastructure that is required to embed the FOC as a node into
795 the overall SWIM infrastructure. This will enable an efficient and seamless communication with all
796 ATM actors in real-time and will allow the consumption and provision of technical services from and to
797 other ATM actors.

798 2.6.1.6 Flight Deck management (FOC-FDM)

799 The functional block flight deck management relates to the provision of functions that are used by the
800 flight crews while preparing, executing and wrapping up a particular flight. These activities
801 complement the activities of the flight deck crew that relate to controlling the aircraft and have to be
802 conducted by order of the airspace user as holder of the aircraft operator certification. This functional
803 block supports the following activities:

- 804 • Fuel order,
- 805 • Aircraft performance calculation,
- 806 • Navigation log recording, and
- 807 • Flight wrap-up.

808 2.6.1.6.1 Fuel order

809 This activity gives the flight crew overview about the calculated fuel amounts that are required to
810 execute the flight including trip fuel, alternate fuel, holding fuel, contingency fuel, final reserve fuel and
811 additional fuel. The flight crew will be enabled to influence the fuel amount by adding an additional
812 margin of fuel to the overall amount of fuel. Based on this the flight crew can directly order the
813 respective amount of fuel.

814 2.6.1.6.2 Aircraft performance calculation

815 This includes the evaluation of the current aircraft performance parameters on the basis of the current
816 boundary conditions, as meteorological data and aircraft weight. This also includes the calculation of
817 required runway length like take-off distance required for example. These evaluation activities relate
818 all flight phases as take-off, climb-out, cruise, approach and landing and consider all relevant aircraft
819 parameters as well as ambient conditions.

820 2.6.1.6.3 Navigation log recording

821 This activity relates to the on-going process to record the flight evolution. This is especially
822 important to comprehend differences between flight planning and execution and with that to provide
823 statistical information that can improve the flight efficiency and safety.

824 2.6.1.6.4 Flight wrap-up

825 This activity supports the wrap-up of a flight by compiling of all relevant information that can be used
826 to evaluate the flight conduction. It relates to the composition of flight reports by the flight crew with
827 the purpose to feedback to other functions within the FOC.

828 2.6.2 Functional analysis

829 This section outlines how the functions of the Functional Blocks of the Flight Operations Centre
830 system relate either to other functions of the same Functional Block or to functions of other Functional
831 Blocks of the Flight Operations Centre system.

832 **2.6.2.1 Flight Management**833 **Flight and Trajectory Planning**

Functional Block	Function	Relation
FOC-FM	Flight Monitoring	The Flight and Trajectory Planning provides the flight and trajectory related information that builds the base for the monitoring of the flights. This applies to the data monitoring as well as to the trajectory adherence monitoring.
FOC-FM	Flight Deck Support	The Flight and Trajectory Planning provides the flight and trajectory related information that builds the base of the information that is used by the flight crew during the Briefing. Depending on the trajectory the other briefing information is collected. Also the Dynamic Data Provision depends on the trajectory concerning the selection of the provided data.
FOC-OM	Operations Control	The Flight and Trajectory Planning provides the flight and trajectory related information supporting the function Operations Control in the management of the flight leg sequence on the day of operations.
FOC-DM	Data Access	The Flight and Trajectory Planning uses the function Data Access to retrieve all data required for the realisation of its functionality and that is in the scope of the Functional Block Data Management.
FOC-CM	G/G Communication	The function Flight and Trajectory Planning uses the means of the function G/G Communication to provide external stakeholders with flight plan information.
FOC-CM	SWIM TI	The function Flight and Trajectory Planning uses the means of the function SWIM TI in the case that the external stakeholders offer SWIM services for the provision of flight plan information.

834 **Flight Monitoring**

Functional Block	Function	Relation
FOC-FM	Flight and Trajectory Planning	In the case of an event (like affecting data or trajectory deviation) the function Flight Monitoring can request the revision of the trajectory via the function Flight and Trajectory Planning.
FOC-DSM	CDM Support	In the case that the operation of the Airspace User is affected beyond a particular flight the function Flight Monitoring can use the function CDM Support to find a solution under consideration of the needs of all affected internal and external stakeholders.
FOC-DSM	Impact Assessment	In the case of an event (like affecting data or trajectory deviation) the function Flight Monitoring can request the evaluation of the impact of this event via the function Impact Assessment. The results of the impact assessment are if a revision of the trajectory is required or recommended and if the operation of the Airspace User is affected beyond the particular flight.

FOC-DM	Data Access	The Flight Monitoring uses the function Data Access to retrieve all data required for the realisation of its functionality and that is in the scope of the Functional Block Data Management.
FOC-CM	G/G Communication	The function Flight Monitoring uses the means of the function G/G Communication in the retrieval of additional data required for the realisation of its functionality (e.g. aircraft positions).
FOC-CM	SWIM TI	The function Flight Monitoring uses the means of the function SWIM TI in the case that SWIM services are available for the retrieval of additional data required for the realisation of its functionality (e.g. aircraft positions).

835 **Flight Deck Support**

Functional Block	Function	Relation
FOC-DM	Data Access	The Flight Deck Support uses the function Data Access to retrieve all data required for the realisation of its functionality and that is in the scope of the Functional Block Data Management.
FOC-CM	G/G Communication	The function Flight Deck Support uses the means of the function G/G Communication to provide the flight crew with all required data (briefing and dynamic data) when the flight crew can access corresponding ground systems.
FOC-CM	A/G Communication	The function Flight Deck Support uses the means of the function A/G Communication to provide the flight crew with all required data (briefing and dynamic data) when the flight crew has access to aircraft systems only.
FOC-CM	SWIM TI	The function Flight Deck Support uses the means of the function SWIM TI in the case that SWIM services are available to provide the flight crew with all required data (briefing and dynamic data).

836 **2.6.2.2 Operations Management**837 **Flight Schedule Management**

Functional Block	Function	Relation
FOC-OM	Operations Control	The Flight Schedule Management provides the plan of the flight leg sequence that is the base for the flight leg sequence on the day of operations to be managed by the function Operations Control.
FOC-DSM	CDM Support	In the case that the operation of the Airspace User is affected beyond a particular flight the function Flight Schedule Management can use the function CDM Support to find a solution under consideration of the needs of all affected internal and external stakeholders.

FOC-DSM	Impact Assessment	In the case of an event that might influence the future flight leg sequence the function Flight Schedule Management can request the evaluation of the impact of this event via the function Impact Assessment. The result of the impact assessment is how much the operation of the Airspace User is affected.
FOC-DM	Data Access	The Flight Schedule Management uses the function Data Access to retrieve all data required for the realisation of its functionality and that is in the scope of the Functional Block Data Management.
FOC-CM	G/G Communication	The function Flight Schedule Management uses the means of the function G/G Communication in the retrieval of additional data required for the realisation of its functionality that might influence the future flight leg sequence.
FOC-CM	SWIM TI	The function Flight Schedule Management uses the means of the function SWIM TI in the case that SWIM services are available for the retrieval of additional data required for the realisation of its functionality that might influence the future flight leg sequence.

838 **Operations Control**

Functional Block	Function	Relation
FOC-FM	Flight and Trajectory Planning	The Operations Control provides the information about the flight legs where the function Flight and Trajectory Planning has to execute the corresponding planning tasks.
FOC-DSM	CDM Support	In the case that the operation of the Airspace User is affected beyond a particular flight the function Operations Control can use the function CDM Support to find a solution under consideration of the needs of all affected internal and external stakeholders.
FOC-DSM	Impact Assessment	In the case of an event (like target time or UDPP information) the function Operations Control can request the evaluation of the impact of this event via the function Impact Assessment. The results of the impact assessment are if a revision of the trajectory is required or recommended and if the operation of the Airspace User is affected beyond the particular flight.
FOC-DM	Data Access	The Operations Control uses the function Data Access to retrieve all data required for the realisation of its functionality and that is in the scope of the Functional Block Data Management.
FOC-CM	G/G Communication	The function Operations Control uses the means of the function G/G Communication in the retrieval of additional data required for the realisation of its functionality (e.g. target times). Moreover the function G/G Communication is used in the communication concerning UDPP with external stakeholders.
FOC-CM	SWIM TI	The function Operations Control uses the means of the function SWIM TI in the case that SWIM services are available for the retrieval of additional data required for the realisation of its functionality (e.g. target times). Moreover the function SWIM TI is used if the external stakeholders offer SWIM services for the communication concerning UDPP.

839 **2.6.2.3 Decision Support Management**840 **CDM Support**

Functional Block	Function	Relation
FOC-DM	Data Access	The CDM Support uses the function Data Access to retrieve all data required for the realisation of its functionality and that is in the scope of the Functional Block Data Management.
FOC-CM	G/G Communication	The function CDM Support uses the means of the function G/G Communication in the communication with the external stakeholders concerning the CDM processes (including UDPP).
FOC-CM	A/G Communication	The function CDM Support uses the means of the function A/G Communication in the communication with the flight crew concerning the CDM processes.
FOC-CM	SWIM TI	The function CDM Support uses the means of the function SWIM TI if the external stakeholders offer SWIM services for the communication concerning the CDM processes (including UDPP).

841 **Impact Assessment**

Functional Block	Function	Relation
FOC-DM	Data Access	The Impact Assessment uses the function Data Access to retrieve all data required for the realisation of its functionality and that is in the scope of the Functional Block Data Management.

842 **2.6.2.4 Data Management**843 **Data Processing and Notification**

Functional Block	Function	Relation
FOC-FM	Flight Monitoring	The function Data Processing and Notification notifies the function Flight Monitoring about changes related to the data required for the realisation of its functionality and that is in the scope of the Functional Block Data Management.
FOC-OM	Flight Schedule Management	The function Data Processing and Notification notifies the function Flight Schedule Management about changes related to the data required for the realisation of its functionality and that is in the scope of the Functional Block Data Management.
FOC-OM	Operations Control	The function Data Processing and Notification notifies the function Operations Control about changes related to the data required for the realisation of its functionality and that is in the scope of the Functional Block Data Management.

FOC-CM	G/G Communication	The function Data Processing and Notification uses the means of the function G/G Communication in the retrieval of all data that are in the scope of the Functional Block Data Management.
FOC-CM	SWIM TI	The function Data Processing and Notification uses the means of the function SWIM TI in the case that SWIM services are available for the retrieval of all data that are in the scope of the Functional Block Data Management.

844 **Data Access**

Functional Block	Function	Relation
N/A		

845 **Data Compilation**

Functional Block	Function	Relation
FOC-FM	Flight and Trajectory Planning	The function Data Compilation accesses the data resulting from the activities related to flight and trajectory planning for a particular flight. The data is compiled with other flight related information into a package used for instance for data analysis.
FOC-FM	Flight Monitoring	The function Data Compilation accesses the data resulting from the activities related to flight monitoring for a particular flight. The data is compiled with other flight related information into a package used for instance for data analysis.
FOC-FM	Flight Deck Support	The function Data Compilation accesses the data resulting from the activities related to flight deck support for a particular flight. The data is compiled with other flight related information into a package used for instance for data analysis.
FOC-OM	Flight Schedule Management	The function Data Compilation accesses the data resulting from the activities related to flight schedule management for a particular flight. The data is compiled with other flight related information into a package used for instance for data analysis.
FOC-OM	Operations Control	The function Data Compilation accesses the data resulting from the activities related to operations control for a particular flight. The data is compiled with other flight related information into a package used for instance for data analysis.
FOC-DM	CDM Support	The function Data Compilation accesses the data resulting from the activities related to CDM support for a particular flight. The data is compiled with other flight related information into a package used for instance for data analysis.
FOC-DM	Impact Assessment	The function Data Compilation accesses the data resulting from the activities related to impact assessment for a particular flight. The data is compiled with other flight related information into a package used for instance for data analysis.

846 **2.6.2.5 Communication Management**847 **G/G Communication**

Functional Block	Function	Relation
N/A		

848 **A/G Communication**

Functional Block	Function	Relation
N/A		

849 **SWIM TI**

Functional Block	Function	Relation
N/A		

850 **2.6.2.6 Flight Deck Management**851 **Fuel order**

Functional Block	Function	Relation
FOC-FM	Flight Monitoring	The function Fuel order provides the function Flight Monitoring with the information about the amount of fuel that has been ordered by the flight crew.

852 **Aircraft performance calculation**

Functional Block	Function	Relation
FOC-DM	Data Access	The function Aircraft performance calculation uses the function Data Access to retrieve all data required for the realisation of its functionality and that is in the scope of the Functional Block Data Management.

853 **Navigation log recording**

Functional Block	Function	Relation
FOC-FDM	Flight wrap-up	The function Navigation log recording provides the function Flight wrap-up with the recorded navigation log information for compiling of all relevant information.

854 **Flight wrap-up**

Functional Block	Function	Relation
FOC-DM	Data Compilation	The function Flight wrap-up provides the function Data Compilation with all relevant information about the executed flight for the compilation with all other flight-related information.

855 2.7 Service View

856 The Flight Operations Centre system currently does not provide any service to other systems outside
857 the Civil AU Operations Centre.

858 The description of the services is pending that realise the relation between the Functional Blocks of
859 the Flight Operations Centre system or to the Functional Blocks of other systems of the Civil AU
860 Operations Centre.

861 3 Functional block Functional and non-Functional

862 Requirements

863 As mentioned already in Section 1.3, please note that the requirements from the WUF (Weather
864 Uplink FMS) TS [24] are not included in this document as Honeywell has agreed with SJU that no
865 further deliverables are required, therefore, the WUF TS is considered by Honeywell as not being a
866 subject of the overall common TS consolidation.

867 3.1 Capabilities

868 3.1.1 Flight Management

869 [REQ]

Identifier	REQ-11.01.03-TS-S1TS.1005
Requirement	The FOC shall generate flight trajectory data according to all PTR when selected by the PTR selector.
Title	PTR in trajectory generation
Status	<In Progress>
Rationale	The PTRs will be published by the NM manager to improve the trip fuel generation in the FOC system. PTRs can be considered directly, by adapting the generated vertical profile or indirectly by considering additional fuel amount and not adapting the vertical profile. PTRs must not be mandatorily considered in trajectory generation. If an FOC includes the PTR functionality, it shall be possible to enable or disable it.
Category	<Functional>
Validation Method	<Live Trial><Shadow Mode>
Verification Method	<Test>

870

871 [REQ Trace]

Relationship	Linked Element Type	Identifier	Compliance
<SATISFIES>	<ATMS Requirement>	REQ-11.01.02-OSED-BMT1.0050	<Full>
<SATISFIES>	<ATMS Requirement>	REQ-11.01.02-OSED-BMT1.0040	<Partial>
<SATISFIES>	<Enabler>	AOC-ATM-11	<Full>
<ALLOCATED TO>	<Functional block>	Flight Management	N/A
<APPLIES TO>	<Operational Focus Area>	OFA03.01.04	N/A
<ALLOCATED_TO>	<Project>	P11.01.03	N/A

872

873 [REQ]

Identifier	REQ-11.01.03-TS-S2TS.1005
Requirement	The FOC shall generate flight trajectory according to TTA constraints when selected by the TTA constraint selector
Title	TTA in Trajectory Generation
Status	<In Progress>
Rationale	The FOC system shall consider TTAs throughout the trajectory generation process if enabled by the Airspace User.
Category	<Functional>
Validation Method	<Live Trial><Shadow Mode>
Verification Method	<Test>

874

875 [REQ Trace]

Relationship	Linked Element Type	Identifier	Compliance
<SATISFIES>	<ATMS Requirement>	REQ-11.01.02-OSED-BMT2.0060	<Partial>
<SATISFIES>	<ATMS Requirement>	REQ-11.01.02-OSED-BMT2.0070	<Full>
<SATISFIES>	<Enabler>	AOC-ATM-11	<Full>
<ALLOCATED TO>	<Functional block>	Flight Management	N/A
<APPLIES_TO>	<Operational Focus Area>	ENB03.01.01	N/A
<APPLIES_TO>	<Operational Focus Area>	OFA03.01.04	N/A

<ALLOCATED TO>	<Project>	P11.01.03	N/A
----------------	-----------	-----------	-----

876

877 [REQ]

Identifier	REQ-11.01.03-TS-S2TS.1010
Requirement	The FOC shall generate flight trajectory according to CTA constraints when selected by the CTA constraint selector.
Title	CTA flight calculation
Status	<In Progress>
Rationale	If a flight is affected by a CTA a trajectory calculation will be needed to consider this new input in the trajectory data. In case of an autonomous running FOC system this action can be automatically started if selected.
Category	<Functional>
Validation Method	<Live Trial><Shadow Mode>
Verification Method	<Test>

878

879 [REQ Trace]

Relationship	Linked Element Type	Identifier	Compliance
<SATISFIES>	<ATMS Requirement>	REQ-11.01.02-OSED-BMT2.0060	<Full>
<SATISFIES>	<ATMS Requirement>	REQ-11.01.02-OSED-BMT2.0070	<Full>
<SATISFIES>	<Enabler>	AOC-ATM-11	<Full>
<ALLOCATED TO>	<Functional block>	Flight Management	N/A
<APPLIES TO>	<Operational Focus Area>	ENB03.01.01	N/A
<APPLIES TO>	<Operational Focus Area>	OFA03.01.04	N/A
<ALLOCATED TO>	<Project>	P11.01.03	N/A

880

881 [REQ]

Identifier	REQ-11.01.03-TS-S1FR.1005
Requirement	The FOC shall generate flight trajectory data according to the affecting Free Routing Airspace availability when selected by the Free Route selector.
Title	Trajectory generation according to FRA availability
Status	<In Progress>
Rationale	To make use of the flight planning opportunities that Free Routing offers, the FOC must be able to plan valid trajectories in FRA by obeying the FRA availability.
Category	<Functional>
Validation Method	<Fast Time Simulation><Real Time Simulation>
Verification Method	<Test>

882

883 [REQ Trace]

Relationship	Linked Element Type	Identifier	Compliance
<SATISFIES>	<ATMS Requirement>	REQ-11.01.02-OSED-BMT1.0010	<Partial>
<SATISFIES>	<ATMS Requirement>	REQ-04.07.02-SPR-FRFP.0105	<Full>
<SATISFIES>	<Enabler>	AOC-ATM-10	<Full>
<ALLOCATED TO>	<Functional block>	Flight Management	N/A
<APPLIES TO>	<Operational Focus Area>	ENB03.01.01	N/A
<APPLIES TO>	<Operational Focus Area>	OFA03.01.03	N/A
<ALLOCATED TO>	<Project>	P11.01.03	N/A

884

885 [REQ]

Identifier	REQ-11.01.03-TS-S1NR.1005
Requirement	The FOC shall generate flight trajectory data according to the affecting Free Routing Airspace flight planning rules when selected by the Free Route selector.
Title	Trajectory generation according to FRA flight planning rules
Status	<In Progress>
Rationale	To make use of the flight planning opportunities that Free Routing offers, the FOC must be able to plan valid trajectories in FRA by obeying all existing flight planning rules in the FRA.
Category	<Functional>
Validation Method	<Fast Time Simulation><Real Time Simulation>

Verification Method	<Test>
---------------------	--------

886

887

[REQ Trace]

Relationship	Linked Element Type	Identifier	Compliance
<SATISFIES>	<ATMS Requirement>	REQ-11.01.02-OSED-BMT1.0010	<Partial>
<SATISFIES>	<ATMS Requirement>	REQ-04.07.02-SPR-FRFP.0105	<Full>
<SATISFIES>	<Enabler>	AOC-ATM-10	<Full>
<ALLOCATED_TO>	<Functional block>	Flight Management	N/A
<APPLIES TO>	<Operational Focus Area>	ENB03.01.01	N/A
<APPLIES TO>	<Operational Focus Area>	OFA03.01.03	N/A
<ALLOCATED_TO>	<Project>	P11.01.03	N/A

888

889

[REQ]

Identifier	REQ-11.01.03-TS-S2NR.1005
Requirement	The FOC system shall receive and store aircraft position data.
Title	Receive Aircraft Position Data
Status	<In Progress>
Rationale	Aircraft Position Data is needed in order to monitor adherence to the RBT. Valid sources are for example ADS-B, ADS-C EPP.
Category	<Functional>
Validation Method	<Flight Trial><Fast Time Simulation><Real Time Simulation>
Verification Method	<Test>

890

891

[REQ Trace]

Relationship	Linked Element Type	Identifier	Compliance
<SATISFIES>	<ATMS Requirement>	REQ-11.01.02-OSED-BMT2.0130	<Full>
<SATISFIES>	<ATMS Requirement>	REQ-11.01.02-OSED-BMT2.0140	<Full>
<SATISFIES>	<ATMS Requirement>	REQ-11.01.02-OSED-BMT2.0160	<Full>
<SATISFIES>	<Enabler>	SWIM-APS-05b	<Full>
<SATISFIES>	<Enabler>	FOC-006	<Full>
<SATISFIES>	<Enabler>	FOC-008	<Full>
<ALLOCATED_TO>	<Functional block>	Flight Management	N/A
<APPLIES TO>	<Operational Focus Area>	ENB03.01.01	N/A
<APPLIES TO>	<Operational Focus Area>	OFA03.01.04	N/A
<ALLOCATED_TO>	<Project>	P11.01.03	N/A

892

893

[REQ]

Identifier	REQ-11.01.03-TS-S2NR.1010
Requirement	Upon deviation of the aircraft trajectory from the RBT the FOC system shall generate a trajectory considering the aircraft position if selected with the RBT recovery selector.
Title	Trajectory generation from aircraft position
Status	<In Progress>
Rationale	If the FOC shall participate in an RBT revision it shall be able to generate a trajectory from the current aircraft position, regardless whether the aircraft is on the ground or in the air.
Category	<Functional>
Validation Method	<Flight Trial><Fast Time Simulation><Real Time Simulation>
Verification Method	<Test>

894

895

[REQ Trace]

Relationship	Linked Element Type	Identifier	Compliance
<SATISFIES>	<ATMS Requirement>	REQ-11.01.02-OSED-BMT2.0130	<Partial>
<SATISFIES>	<ATMS Requirement>	REQ-11.01.02-OSED-BMT2.0140	<Full>
<SATISFIES>	<ATMS Requirement>	REQ-11.01.02-OSED-BMT2.0160	<Full>
<SATISFIES>	<ATMS Requirement>	REQ-11.01.02-OSED-BMT2.0200	<Full>
<SATISFIES>	<Enabler>	FOC-006	<Full>
<SATISFIES>	<Enabler>	FOC-008	<Full>
<ALLOCATED TO>	<Functional block>	Flight Management	N/A
<APPLIES TO>	<Operational Focus Area>	ENB03.01.01	N/A
<APPLIES TO>	<Operational Focus Area>	OFA03.01.03	N/A
<ALLOCATED TO>	<Project>	P11.01.03	N/A

896
897

[REQ]

Identifier	REQ-11.01.03-TS-S1FR.1010
Requirement	Upon an update of the Free Routing Airspace availability the FOC shall assess whether a flight is affected by the update of the Free Routing Airspace availability.
Title	Assessment of FRA availability update
Status	<In Progress>
Rationale	If there is an update in the Free Routing Airspace availability, the FOC shall assess whether a new trajectory is required or beneficial.
Category	<Functional>
Validation Method	<Fast Time Simulation><Real Time Simulation>
Verification Method	<Test>

898
899

[REQ Trace]

Relationship	Linked Element Type	Identifier	Compliance
<SATISFIES>	<ATMS Requirement>	REQ-11.01.02-OSED-BMT1.0020	<Full>
<SATISFIES>	<ATMS Requirement>	REQ-04.07.02-SPR-FRFP.0102	<Full>
<SATISFIES>	<ATMS Requirement>	REQ-04.07.02-SPR-FRFP.0103	<Full>
<SATISFIES>	<ATMS Requirement>	REQ-04.07.02-SPR-FRFP.1001	<Full>
<SATISFIES>	<Enabler>	AOM-ATM-10	<Full>
<SATISFIES>	<Enabler>	FOC-006	<Full>
<ALLOCATED TO>	<Functional block>	Flight Management	N/A
<APPLIES TO>	<Operational Focus Area>	ENB03.01.01	N/A
<APPLIES TO>	<Operational Focus Area>	OFA03.01.03	N/A
<ALLOCATED TO>	<Project>	P11.01.03	N/A

900
901

[REQ]

Identifier	REQ-11.01.03-TS-S1AF.1005
Requirement	Upon an update of the RTSA information the FOC shall assess whether a flight is affected by the update of the RTSA information.
Title	Assessment of RTSA information update
Status	<In Progress>
Rationale	If there is an update in the RTSA information, the FOC shall assess whether a new trajectory is required or beneficial.
Category	<Functional>
Validation Method	<Fast Time Simulation><Real Time Simulation>
Verification Method	<Test>

902
903

[REQ Trace]

Relationship	Linked Element Type	Identifier	Compliance
<SATISFIES>	<ATMS Requirement>	REQ-11.01.02-OSED-BMT1.0010	<Full>
<SATISFIES>	<ATMS Requirement>	REQ-11.01.02-OSED-BMT2.0020	<Full>
<SATISFIES>	<Enabler>	FOC-002	<Full>
<SATISFIES>	<Enabler>	FOC-006	<Full>
<ALLOCATED TO>	<Functional block>	Flight Management	N/A
<APPLIES TO>	<Operational Focus Area>	ENB03.01.01	N/A
<APPLIES TO>	<Operational Focus Area>	OFA03.01.04	N/A
<ALLOCATED TO>	<Project>	P11.01.03	N/A

904
905

[REQ]

Identifier	REQ-11.01.03-TS-S1NR.1010
Requirement	The FOC shall generate flight trajectory data according to the surface in/out time when selected by a surface in/out time update selector.
Title	Trajectory generation upon surface out time update
Status	<In Progress>
Rationale	The change of the surface time has an impact on the 4D trajectory which is defined in SESAR as gate to gate trajectory. Hence a change of the surface in or out time will have direct impact onto the planned trajectory.
Category	<Functional>
Validation Method	<Fast Time Simulation><Real Time Simulation>

Verification Method	<Test>
---------------------	--------

906

907

[REQ Trace]

Relationship	Linked Element Type	Identifier	Compliance
<SATISFIES>	<ATMS Requirement>	REQ-11.01.02-OSED-BMT1.0020	<Full>
<SATISFIES>	<ATMS Requirement>	REQ-11.01.02-OSED-BMT1.0030	<Full>
<SATISFIES>	<ATMS Requirement>	REQ-11.01.02-OSED-BMT1.0070	<Full>
<SATISFIES>	<ATMS Requirement>	REQ-11.01.02-OSED-BMT2.0020	<Full>
<SATISFIES>	<ATMS Requirement>	REQ-11.01.02-OSED-BMT2.0080	<Full>
<SATISFIES>	<ATMS Requirement>	REQ-11.01.02-OSED-BMT2.0130	<Full>
<SATISFIES>	<ATMS Requirement>	REQ-11.01.02-OSED-BMT2.0140	<Full>
<SATISFIES>	<Enabler>	AOC-ATM-11	<Full>
<SATISFIES>	<Enabler>	FOC-009	<Full>
<ALLOCATED_TO>	<Functional block>	Flight Management	N/A
<APPLIES TO>	<Operational Focus Area>	ENB03.01.01	N/A
<APPLIES TO>	<Operational Focus Area>	OFA03.01.04	N/A
<ALLOCATED_TO>	<Project>	P11.01.03	N/A

908

909

[REQ]

Identifier	REQ-11.01.03-TS-S1TS.1010
Requirement	The FOC shall generate EFPL based on FOC internal flight trajectory data when selected with the EFPL selector.
Title	EFPL generation
Status	<Validated>
Rationale	The EFPL data is based on the trajectory generated by the FOC system. The flight plan transmission functionality shall be able to use this data as input for the flight plan message
Category	<Functional>
Validation Method	<Shadow Mode>
Verification Method	<Test>

910

911

[REQ Trace]

Relationship	Linked Element Type	Identifier	Compliance
<SATISFIES>	<ATMS Requirement>	REQ-11.01.02-OSED-BMT1.0010	<Full>
<SATISFIES>	<ATMS Requirement>	REQ-11.01.02-OSED-BMT1.0020	<Full>
<SATISFIES>	<ATMS Requirement>	REQ-11.01.02-OSED-BMT1.0030	<Full>
<SATISFIES>	<ATMS Requirement>	REQ-11.01.02-OSED-BMT1.0070	<Full>
<SATISFIES>	<ATMS Requirement>	REQ-11.01.02-OSED-BMT2.0020	<Full>
<SATISFIES>	<ATMS Requirement>	REQ-11.01.02-OSED-BMT2.0030	<Full>
<SATISFIES>	<ATMS Requirement>	REQ-11.01.02-OSED-BMT2.0040	<Full>
<SATISFIES>	<ATMS Requirement>	REQ-11.01.02-OSED-BMT2.0070	<Full>
<SATISFIES>	<ATMS Requirement>	REQ-11.01.02-OSED-BMT2.0200	<Full>
<SATISFIES>	<Enabler>	AOC-ATM-20	<Full>
<ALLOCATED_TO>	<Functional block>	Flight Management	N/A
<SATISFIES>	<Information Exchange Requirement>	IER-07.06.02-OSED-EFPL.0010	<Full>
<SATISFIES>	<Information Exchange Requirement>	IER-11.01.02-OSED-BMT1.0010	<Full>
<SATISFIES>	<Information Exchange Requirement>	IER-11.01.02-OSED-BMT1.0020	<Full>
<APPLIES TO>	<Operational Focus Area>	ENB03.01.01	N/A
<APPLIES TO>	<Operational Focus Area>	OFA03.01.04	N/A
<ALLOCATED_TO>	<Project>	P11.01.03	N/A

912

913

[REQ]

Identifier	REQ-11.01.03-TS-S1TS.1015
Requirement	The FOC system shall send the EFPL only to ATC Units that are selected with the EFPL ATC Accept selector.
Title	Use of EFPL
Status	<Validated>
Rationale	Not every ATC Authority or Network Manager is able to process a flight plan in EFPL format. Therefore the EFPL shall only be send to ATC authorities/ Network Manager that request this type of flight plan. Furthermore the

	Airspace User shall have the capability to decide whether the EFPL is sent to respective ATC Authorities/ Network Manager or not.
Category	<Functional>
Validation Method	<Shadow Mode>
Verification Method	<Test>

914

915 [REQ Trace]

Relationship	Linked Element Type	Identifier	Compliance
<SATISFIES>	<ATMS Requirement>	REQ-11.01.02-OSED-BMT1.0020	<Full>
<SATISFIES>	<ATMS Requirement>	REQ-11.01.02-OSED-BMT1.0030	<Full>
<SATISFIES>	<ATMS Requirement>	REQ-11.01.02-OSED-BMT1.0070	<Full>
<SATISFIES>	<ATMS Requirement>	REQ-11.01.02-OSED-BMT2.0020	<Full>
<SATISFIES>	<ATMS Requirement>	REQ-11.01.02-OSED-BMT2.0030	<Full>
<SATISFIES>	<ATMS Requirement>	REQ-11.01.02-OSED-BMT2.0040	<Full>
<SATISFIES>	<Enabler>	AOC-ATM-13	<Full>
<SATISFIES>	<Enabler>	AOC-ATM-20	<Full>
<ALLOCATED_TO>	<Functional block>	Flight Management	N/A
<SATISFIES>	<Information Exchange Requirement>	IER-07.06.02-OSED-EFPL.0010	<Full>
<APPLIES_TO>	<Operational Focus Area>	ENB03.01.01	N/A
<APPLIES_TO>	<Operational Focus Area>	OFA03.01.04	N/A
<ALLOCATED_TO>	<Project>	P11.01.03	N/A

916

917 [REQ]

Identifier	REQ-11.01.03-TS-S1TS.1020
Requirement	The FOC shall generate and attach Flight Performance Data to the Extended Flight Plan when the EFPL Flight Performance Data Selector is selected.
Title	Data Generation
Status	<Validated>
Rationale	Flight Performance Data is part of the Extended Flight Plan. The Flight Performance Data must not necessarily be added to the Extended Flight Plan. The Airspace User can decide whether Flight Performance Data is exchanged with the Network Manager.
Category	<Functional>
Validation Method	<Shadow Mode>
Verification Method	<Test>

918

919 [REQ Trace]

Relationship	Linked Element Type	Identifier	Compliance
<SATISFIES>	<ATMS Requirement>	REQ-11.01.02-OSED-BMT1.0010	<Full>
<SATISFIES>	<ATMS Requirement>	REQ-11.01.02-OSED-BMT1.0020	<Full>
<SATISFIES>	<ATMS Requirement>	REQ-11.01.02-OSED-BMT1.0030	<Full>
<SATISFIES>	<ATMS Requirement>	REQ-11.01.02-OSED-BMT1.0070	<Full>
<SATISFIES>	<ATMS Requirement>	REQ-11.01.02-OSED-BMT2.0020	<Full>
<SATISFIES>	<ATMS Requirement>	REQ-11.01.02-OSED-BMT2.0030	<Full>
<SATISFIES>	<ATMS Requirement>	REQ-11.01.02-OSED-BMT2.0070	<Full>
<SATISFIES>	<Enabler>	AOC-ATM-20	<Full>
<ALLOCATED_TO>	<Functional block>	Flight Management	N/A
<SATISFIES>	<Information Exchange Requirement>	IER-07.06.02-OSED-EFPL.0010	<Full>
<SATISFIES>	<Information Exchange Requirement>	IER-11.01.02-OSED-BMT1.0010	<Full>
<SATISFIES>	<Information Exchange Requirement>	IER-11.01.02-OSED-BMT1.0020	<Full>
<APPLIES_TO>	<Operational Focus Area>	ENB03.01.01	N/A
<APPLIES_TO>	<Operational Focus Area>	OFA03.01.04	N/A
<ALLOCATED_TO>	<Project>	P11.01.03	N/A

920

921 [REQ]

Identifier	REQ-11.01.03-TS-S1TS.1025
Requirement	The FOC shall generate and attach Gross Weight information to every point of the 4D profile in the EFPL if the EFPL Flight Performance Data selector is

	not selected.
Title	Gross Weight Information
Status	<Validated>
Rationale	Performance Data are part of the Extended Flight Plan. The Performance Data must not necessarily be added to the Extended Flight Plan. The Airspace User disables the exchange of Performance Data with the Network Manager the Gross Weight must be added to every point of the 4D profile.
Category	<Functional>
Validation Method	<Shadow Mode>
Verification Method	<Test>

922
923

[REQ Trace]

Relationship	Linked Element Type	Identifier	Compliance
<SATISFIES>	<ATMS Requirement>	REQ-11.01.02-OSED-BMT1.0010	<Full>
<SATISFIES>	<ATMS Requirement>	REQ-11.01.02-OSED-BMT1.0020	<Full>
<SATISFIES>	<ATMS Requirement>	REQ-11.01.02-OSED-BMT1.0030	<Full>
<SATISFIES>	<ATMS Requirement>	REQ-11.01.02-OSED-BMT1.0070	<Full>
<SATISFIES>	<ATMS Requirement>	REQ-11.01.02-OSED-BMT2.0020	<Full>
<SATISFIES>	<ATMS Requirement>	REQ-11.01.02-OSED-BMT2.0030	<Full>
<SATISFIES>	<ATMS Requirement>	REQ-11.01.02-OSED-BMT2.0070	<Full>
<SATISFIES>	<Enabler>	AOC-ATM-20	<Full>
<ALLOCATED_TO>	<Functional block>	Flight Management	N/A
<SATISFIES>	<Information Exchange Requirement>	IER-07.06.02-OSED-EFPL.0010	<Full>
<SATISFIES>	<Information Exchange Requirement>	IER-11.01.02-OSED-BMT1.0010	<Full>
<SATISFIES>	<Information Exchange Requirement>	IER-11.01.02-OSED-BMT1.0020	<Full>
<APPLIES_TO>	<Operational Focus Area>	ENB03.01.01	N/A
<APPLIES_TO>	<Operational Focus Area>	OFA03.01.04	N/A
<ALLOCATED_TO>	<Project>	P11.01.03	N/A

924
925

[REQ]

Identifier	REQ-11.01.03-TS-S1EF.1005
Requirement	The FOC system shall send EFPM message to the NOP/ NM, if the NM EFPL validation service is triggered with the EFPL validation trigger.
Title	EFPL based trajectory validation
Status	<In Progress>
Rationale	For a transition phase NM will deliver the 4D trajectory validation service in two different variances. This is due to the fact that the current implementation of the EFPL is based on an XML scheme that has been developed by EUROCONTROL. It is planned to use FIXM as the standard scheme for this EFPL data exchange. This might require a transition phase from the one variant to the other. The FOC might be able to support both variants during this transition phase.
Category	<Functional><Interface>
Validation Method	<Live Trial><Shadow Mode>
Verification Method	<Test>

926
927

[REQ Trace]

Relationship	Linked Element Type	Identifier	Compliance
<SATISFIES>	<ATMS Requirement>	REQ-11.01.02-OSED-BMT1.0010	<Full>
<SATISFIES>	<ATMS Requirement>	REQ-11.01.02-OSED-BMT1.0020	<Full>
<SATISFIES>	<ATMS Requirement>	REQ-11.01.02-OSED-BMT1.0030	<Full>
<SATISFIES>	<ATMS Requirement>	REQ-11.01.02-OSED-BMT1.0060	<Full>
<SATISFIES>	<ATMS Requirement>	REQ-11.01.02-OSED-BMT2.0020	<Full>
<SATISFIES>	<ATMS Requirement>	REQ-11.01.02-OSED-BMT2.0040	<Full>
<SATISFIES>	<ATMS Requirement>	REQ-11.01.02-OSED-BMT2.0070	<Full>
<SATISFIES>	<ATMS Requirement>	REQ-11.01.02-OSED-BMT2.0090	<Full>
<SATISFIES>	<ATMS Requirement>	REQ-11.01.02-OSED-BMT2.0100	<Full>
<SATISFIES>	<ATMS Requirement>	REQ-07.06.02-OSED-0001.0000	<Partial>
<SATISFIES>	<ATMS Requirement>	REQ-07.06.02-OSED-0001.0030	<Full>
<SATISFIES>	<ATMS Requirement>	REQ-07.06.02-OSED-0001.0040	<Full>

<SATISFIES>	<Enabler>	AOC-ATM-11	<Full>
<SATISFIES>	<Enabler>	AOC-ATM-20	<Full>
<ALLOCATED_TO>	<Functional block>	Flight Management	N/A
<SATISFIES>	<Information Exchange Requirement>	IER-07.06.02-OSED-EFPL.0010	<Full>
<APPLIES TO>	<Operational Focus Area>	ENB03.01.01	N/A
<APPLIES TO>	<Operational Focus Area>	OFA03.01.04	N/A
<ALLOCATED_TO>	<Project>	P11.01.03	N/A
<SATISFIES>	<Service>	ExtendedFlightPlanSubmission	<Full>

928

929

[REQ]

Identifier	REQ-11.01.03-TS-S1EF.1010
Requirement	The FOC system shall send a FIXM EFPL message to the NOP/ NM, if the NM EFPL FIXM validation service is triggered with the EFPL FIXM validation trigger.
Title	FIXM based trajectory validation
Status	<In Progress>
Rationale	For a transition phase NM will deliver the 4D trajectory validation service in two different variances. This is due to the fact that the current implementation of the EFPL is based on an XML scheme that has been developed by EUROCONTROL. It is planned to use FIXM as the standard scheme for this EFPL data exchange. This might require a transition phase from the one variant to the other. The FOC might be able to support both variants during this transition phase.
Category	<Functional><Interface>
Validation Method	<Live Trial><Shadow Mode>
Verification Method	<Test>

930

931

[REQ Trace]

Relationship	Linked Element Type	Identifier	Compliance
<SATISFIES>	<ATMS Requirement>	REQ-07.06.02-OSED-0001.0000	<Partial>
<SATISFIES>	<ATMS Requirement>	REQ-07.06.02-OSED-0001.0030	<Full>
<SATISFIES>	<ATMS Requirement>	REQ-07.06.02-OSED-0001.0040	<Full>
<SATISFIES>	<ATMS Requirement>	REQ-11.01.02-OSED-BMT1.0010	<Full>
<SATISFIES>	<ATMS Requirement>	REQ-11.01.02-OSED-BMT1.0020	<Full>
<SATISFIES>	<ATMS Requirement>	REQ-11.01.02-OSED-BMT1.0030	<Full>
<SATISFIES>	<ATMS Requirement>	REQ-11.01.02-OSED-BMT1.0060	<Full>
<SATISFIES>	<ATMS Requirement>	REQ-11.01.02-OSED-BMT2.0020	<Full>
<SATISFIES>	<ATMS Requirement>	REQ-11.01.02-OSED-BMT2.0030	<Full>
<SATISFIES>	<ATMS Requirement>	REQ-11.01.02-OSED-BMT2.0040	<Full>
<SATISFIES>	<ATMS Requirement>	REQ-11.01.02-OSED-BMT2.0070	<Full>
<SATISFIES>	<ATMS Requirement>	REQ-11.01.02-OSED-BMT2.0090	<Full>
<SATISFIES>	<Enabler>	AOC-ATM-11	<Full>
<SATISFIES>	<Enabler>	SWIM-APS-04a	<Full>
<ALLOCATED_TO>	<Functional block>	Flight Management	N/A
<SATISFIES>	<Information Exchange Requirement>	IER-07.06.02-OSED-EFPL.0010	<Full>
<APPLIES TO>	<Operational Focus Area>	ENB03.01.01	N/A
<APPLIES TO>	<Operational Focus Area>	OFA03.01.04	N/A
<ALLOCATED_TO>	<Project>	P11.01.03	N/A
<SATISFIES>	<Service>	ExtendedFlightPlanSubmission	<Full>

932

933

[REQ]

Identifier	REQ-11.01.03-TS-S1EF.1015
Requirement	The FOC system shall send the EFPL as FIXM 4D message, if the addressed ANSP or Network Manager is able and requires to receive it.
Title	4DT FIXM filing
Status	<In Progress>
Rationale	For the 4D trajectory filing and update two different types of services, EFPL and FIXM, will be available in a transition phase. There is the choice to send the flight plan to the FIXM or EFPL variant of the service. Apart from that it must be checked whether the addressed recipient is able to receive the 4D trajectory in the respective format.

Category	<Functional><Interface>
Validation Method	<Live Trial><Shadow Mode>
Verification Method	<Test>

934

935

[REQ Trace]

Relationship	Linked Element Type	Identifier	Compliance
<SATISFIES>	<ATMS Requirement>	REQ-07.06.02-OSED-0001.0000	<Partial>
<SATISFIES>	<ATMS Requirement>	REQ-07.06.02-OSED-0001.0030	<Full>
<SATISFIES>	<ATMS Requirement>	REQ-07.06.02-OSED-0001.0040	<Full>
<SATISFIES>	<ATMS Requirement>	REQ-11.01.02-OSED-BMT1.0010	<Full>
<SATISFIES>	<ATMS Requirement>	REQ-11.01.02-OSED-BMT1.0020	<Full>
<SATISFIES>	<ATMS Requirement>	REQ-11.01.02-OSED-BMT1.0030	<Full>
<SATISFIES>	<ATMS Requirement>	REQ-11.01.02-OSED-BMT1.0060	<Full>
<SATISFIES>	<ATMS Requirement>	REQ-11.01.02-OSED-BMT2.0020	<Full>
<SATISFIES>	<ATMS Requirement>	REQ-11.01.02-OSED-BMT2.0030	<Full>
<SATISFIES>	<ATMS Requirement>	REQ-11.01.02-OSED-BMT2.0040	<Full>
<SATISFIES>	<ATMS Requirement>	REQ-11.01.02-OSED-BMT2.0070	<Full>
<SATISFIES>	<ATMS Requirement>	REQ-11.01.02-OSED-BMT2.0090	<Full>
<SATISFIES>	<Enabler>	AOC-ATM-11	<Full>
<SATISFIES>	<Enabler>	SWIM-APS-04a	<Full>
<ALLOCATED TO>	<Functional block>	Flight Management	N/A
<SATISFIES>	<Information Exchange Requirement>	IER-07.06.02-OSED-EFPL.0010	<Full>
<APPLIES TO>	<Operational Focus Area>	ENB03.01.01	N/A
<APPLIES TO>	<Operational Focus Area>	OFA03.01.04	N/A
<ALLOCATED TO>	<Project>	P11.01.03	N/A
<SATISFIES>	<Service>	ExtendedFlightPlanSubmission	<Full>

936

937

[REQ]

Identifier	REQ-11.01.03-TS-S1EF.1020
Requirement	The FOC system shall send the 4D trajectory to the EFPL validation service if triggered with the EFPL validation trigger.
Title	EFPL validation
Status	<In Progress>
Rationale	This requirement covers the validation of a FOC trajectory based on EFPL data. It is only used to confirm that a calculated trajectory is according to all constraints and regulations and to get further information on offended restrictions and constraints in case that the trajectory has been rejected by NM.
Category	<Functional>
Validation Method	<Live Trial><Shadow Mode>
Verification Method	<Test>

938

939

[REQ Trace]

Relationship	Linked Element Type	Identifier	Compliance
<SATISFIES>	<ATMS Requirement>	REQ-07.06.02-OSED-0001.0000	<Partial>
<SATISFIES>	<ATMS Requirement>	REQ-07.06.02-OSED-0001.0030	<Full>
<SATISFIES>	<ATMS Requirement>	REQ-07.06.02-OSED-0001.0050	<Partial>
<SATISFIES>	<ATMS Requirement>	REQ-11.01.02-OSED-BMT1.0010	<Full>
<SATISFIES>	<ATMS Requirement>	REQ-11.01.02-OSED-BMT1.0020	<Full>
<SATISFIES>	<ATMS Requirement>	REQ-11.01.02-OSED-BMT2.0020	<Full>
<SATISFIES>	<ATMS Requirement>	REQ-11.01.02-OSED-BMT2.0030	<Full>
<SATISFIES>	<Enabler>	AOC-ATM-11	<Full>
<SATISFIES>	<Enabler>	AOC-ATM-20	<Full>
<ALLOCATED TO>	<Functional block>	Flight Management	N/A
<SATISFIES>	<Information Exchange Requirement>	IER-07.06.02-OSED-EFPL.0010	<Full>
<SATISFIES>	<Information Exchange Requirement>	IER-11.01.02-OSED-BMT1.0010	<Full>
<APPLIES TO>	<Operational Focus Area>	ENB03.01.01	N/A
<APPLIES TO>	<Operational Focus Area>	OFA03.01.04	N/A
<ALLOCATED TO>	<Project>	P11.01.03	N/A
<SATISFIES>	<Service>	ExtendedFlightPlanSubmission	<Full>

940

941

[REQ]

founding members



Avenue de Cortenbergh 100 | B -1000 Bruxelles
www.sesarju.eu

54 of 145

Identifier	REQ-11.01.03-TS-S1EF.1025
Requirement	The FOC system shall receive and store the content of the EFPL validation reply.
Title	Receive 4D trajectory validation reply data
Status	<Validated>
Rationale	If the validation of a 4D trajectory is done a reply will be received by the FOC. This reply will include the status of the trajectory, which can be "acknowledged" or "rejected". Besides this trajectory status a number 'n' constraints with which the trajectory is in conflict. $1 \leq n < \infty$ will be provided in case the 4D trajectory is "rejected" and a number 'm' PTRs that are applied to the 4D trajectory $0 \leq m < \infty$ will be provided in case the 4D trajectory is "acknowledged".
Category	<Functional>
Validation Method	<Shadow Mode>
Verification Method	<Test>

942

943

[REQ Trace]

Relationship	Linked Element Type	Identifier	Compliance
<SATISFIES>	<ATMS Requirement>	REQ-07.06.02-OSED-0001.0035	<Full>
<SATISFIES>	<ATMS Requirement>	REQ-07.06.02-OSED-0001.0050	<Partial>
<SATISFIES>	<ATMS Requirement>	REQ-07.06.02-SPR-FPS1.0021	<Full>
<SATISFIES>	<ATMS Requirement>	REQ-11.01.02-OSED-BMT1.0040	<Partial>
<SATISFIES>	<ATMS Requirement>	REQ-11.01.02-OSED-BMT2.0060	<Partial>
<SATISFIES>	<ATMS Requirement>	REQ-11.01.02-OSED-BMT2.0110	<Partial>
<SATISFIES>	<Enabler>	AOC-ATM-11	<Full>
<SATISFIES>	<Enabler>	AOC-ATM-20	<Full>
<ALLOCATED_TO>	<Functional block>	Flight Management	N/A
<SATISFIES>	<Information Exchange Requirement>	IER-07.06.02-OSED-EFPL.0020	<Full>
<SATISFIES>	<Information Exchange Requirement>	IER-07.06.02-OSED-EFPL.0021	<Full>
<SATISFIES>	<Information Exchange Requirement>	IER-07.06.02-OSED-EFPL.0030	<Full>
<SATISFIES>	<Information Exchange Requirement>	IER-11.01.02-OSED-BMT1.0030	<Full>
<SATISFIES>	<Information Exchange Requirement>	IER-11.01.02-OSED-BMT1.0060	<Full>
<APPLIES TO>	<Operational Focus Area>	ENB03.01.01	N/A
<APPLIES TO>	<Operational Focus Area>	OFA03.01.04	N/A
<ALLOCATED_TO>	<Project>	P11.01.03	N/A
<SATISFIES>	<Service>	ExtendedFlightPlanSubmission	<Full>
<SATISFIES>	<Service>	AeronauticalInformationFeature	<Partial>

944

945

[REQ]

Identifier	REQ-11.01.03-TS-S1EF.1030
Requirement	Constraints and the FPL validity status returned by NM/ NOP in EFPL reply messages shall be stored in the FOC system.
Title	EFPL reply storage
Status	<Validated>
Rationale	The constraints and the validity status might be used for further analysis within the FOC. Therefore it must remain available in the FOC system.
Category	<Functional>
Validation Method	<Shadow Mode>
Verification Method	<Test>

946

947

[REQ Trace]

Relationship	Linked Element Type	Identifier	Compliance
<SATISFIES>	<ATMS Requirement>	REQ-11.01.02-SPR-D001.0002	<Full>
<SATISFIES>	<ATMS Requirement>	REQ-11.01.02-SPR-D001.0003	<Full>
<SATISFIES>	<ATMS Requirement>	REQ-11.01.02-OSED-BMT1.0020	<Full>
<SATISFIES>	<ATMS Requirement>	REQ-11.01.02-OSED-BMT1.0040	<Full>
<SATISFIES>	<ATMS Requirement>	REQ-11.01.02-OSED-BMT1.0070	<Full>
<SATISFIES>	<ATMS Requirement>	REQ-11.01.02-OSED-BMT2.0020	<Full>

<SATISFIES>	<ATMS Requirement>	REQ-11.01.02-OSED-BMT2.0060	<Full>
<SATISFIES>	<ATMS Requirement>	REQ-11.01.02-OSED-BMT2.0070	<Full>
<SATISFIES>	<Enabler>	AOC-ATM-11	<Full>
<SATISFIES>	<Enabler>	AOC-ATM-20	<Full>
<ALLOCATED TO>	<Functional block>	Flight Management	N/A
<APPLIES TO>	<Operational Focus Area>	ENB03.01.01	N/A
<APPLIES TO>	<Operational Focus Area>	OFA03.01.04	N/A
<ALLOCATED TO>	<Project>	P11.01.03	N/A

948

949

[REQ]

Identifier	REQ-11.01.03-TS-S1EF.1035
Requirement	The FOC system shall receive and store PTRs returned by NM/ NOP in the EFPL reply messages.
Title	Receive PTR
Status	<Validated>
Rationale	The Network Manager will send out PTRs for trajectories that have been filed to the NOP/ NM. The PTRs might be used for further analysis within the FOC: The airspace user might use them to calculate an updated vertical profile or to improve the fuel estimation for a certain flight. Therefore, they must remain available in the FOC system.
Category	<Functional>
Validation Method	<Shadow Mode>
Verification Method	<Test>

950

951

[REQ Trace]

Relationship	Linked Element Type	Identifier	Compliance
<SATISFIES>	<ATMS Requirement>	REQ-11.01.02-SPR-D001.0002	<Full>
<SATISFIES>	<ATMS Requirement>	REQ-11.01.02-SPR-D001.0003	<Full>
<SATISFIES>	<ATMS Requirement>	REQ-11.01.02-OSED-BMT1.0040	<Full>
<SATISFIES>	<ATMS Requirement>	REQ-11.01.02-OSED-BMT1.0050	<Partial>
<SATISFIES>	<ATMS Requirement>	REQ-07.06.02-OSED-0001.0035	<Full>
<SATISFIES>	<ATMS Requirement>	REQ-07.06.02-SPR-FPS1.0021	<Full>
<SATISFIES>	<Enabler>	AOC-ATM-11	<Full>
<SATISFIES>	<Enabler>	AOC-ATM-20	<Full>
<SATISFIES>	<Enabler>	SWIM-APS-04a	<Full>
<SATISFIES>	<Enabler>	SWIM-APS-04b	<Full>
<ALLOCATED TO>	<Functional block>	Flight Management	N/A
<SATISFIES>	<Information Exchange Requirement>	IER-07.06.02-OSED-EFPL.0020	<Partial>
<SATISFIES>	<Information Exchange Requirement>	IER-11.01.02-OSED-BMT1.0030	<Full>
<APPLIES TO>	<Operational Focus Area>	ENB03.01.01	N/A
<APPLIES TO>	<Operational Focus Area>	OFA03.01.04	N/A
<ALLOCATED TO>	<Project>	P11.01.03	N/A
<SATISFIES>	<Service>	AeronauticalInformationFeature	<Full>

952

953

[REQ]

Identifier	REQ-11.01.03-TS-S1EF.1040
Requirement	The FOC system shall be able to generate FIXM EFPL flight plans for flights planned with the FOC system.
Title	FIXM generation
Status	<In Progress>
Rationale	The flight plan filed to NM/ NOP will reflect the FOC trajectory that has been planned by the AU for a certain flight. This FOC trajectory must be converted to the FIXM format when filed to NM/ NOP when a filing or flight plan validation service based on the FIXM flight plan format is used.
Category	<Functional>
Validation Method	<Live Trial><Shadow Mode>
Verification Method	<Test>

954

955

[REQ Trace]

Relationship	Linked Element Type	Identifier	Compliance
--------------	---------------------	------------	------------

<SATISFIES>	<ATMS Requirement>	REQ-07.06.02-OSED-0001.0030	<Full>
<SATISFIES>	<ATMS Requirement>	REQ-07.06.02-OSED-0001.0040	<Full>
<SATISFIES>	<ATMS Requirement>	REQ-07.06.02-SPR-FPS1.0021	<Full>
<SATISFIES>	<Enabler>	AOC-ATM-11	<Full>
<SATISFIES>	<Enabler>	SWIM-APS-04a	<Full>
<ALLOCATED_TO>	<Functional block>	Flight Management	N/A
<SATISFIES>	<Information Exchange Requirement>	IER-07.06.02-OSED-EFPL.0010	<Full>
<SATISFIES>	<Information Exchange Requirement>	IER-07.06.02-OSED-EFPL.0060	<Full>
<SATISFIES>	<Information Exchange Requirement>	IER-07.06.02-OSED-EFPL.0070	<Full>
<SATISFIES>	<Information Exchange Requirement>	IER-11.01.02-OSED-BMT1.0010	<Full>
<SATISFIES>	<Information Exchange Requirement>	IER-11.01.02-OSED-BMT1.0020	<Full>
<APPLIES_TO>	<Operational Focus Area>	ENB03.01.01	N/A
<APPLIES_TO>	<Operational Focus Area>	OFA03.01.04	N/A
<ALLOCATED_TO>	<Project>	P11.01.03	N/A
<SATISFIES>	<Service>	ExtendedFlightPlanSubmission	<Full>

956

957

[REQ]

Identifier	REQ-11.01.03-TS-S1NR.1015
Requirement	The FOC shall generate trajectories in accordance to all criteria that have been selected by any selector and all flight planning boundary conditions if triggered generate trajectory trigger.
Title	Trajectory generation capabilities
Status	<In Progress>
Rationale	All trajectories that are used by the airspace user for operational flight planning have to be as close as possible to the trajectory that is flown under the actual flight planning conditions. Besides that the airspace user has the possibility to enable or disable certain optional elements what can be set up by using the appropriate selectors. Besides legacy selectors the new selectors defined in this document can be used to tailor the trajectory generation. Selectors are: <ul style="list-style-type: none"> • PTR selector; • TTA constraint selector; • CTA constraint selector; • Free Route selector; • RBT recovery selector; • AFUA/ ARES selector; and • surface out time update selector.
Category	<Functional>
Validation Method	<Live Trial><Shadow Mode>
Verification Method	<Test>

958

959

[REQ Trace]

Relationship	Linked Element Type	Identifier	Compliance
<SATISFIES>	<ATMS Requirement>	REQ-11.01.02-OSED-BMT1.0010	<Full>
<SATISFIES>	<ATMS Requirement>	REQ-11.01.02-OSED-BMT1.0020	<Full>
<SATISFIES>	<ATMS Requirement>	REQ-11.01.02-OSED-BMT1.0030	<Full>
<SATISFIES>	<ATMS Requirement>	REQ-11.01.02-OSED-BMT1.0050	<Partial>
<SATISFIES>	<ATMS Requirement>	REQ-11.01.02-OSED-BMT1.0070	<Full>
<SATISFIES>	<ATMS Requirement>	REQ-11.01.02-OSED-BMT2.0020	<Full>
<SATISFIES>	<ATMS Requirement>	REQ-11.01.02-OSED-BMT2.0030	<Full>
<SATISFIES>	<ATMS Requirement>	REQ-11.01.02-OSED-BMT2.0050	<Partial>
<SATISFIES>	<ATMS Requirement>	REQ-11.01.02-OSED-BMT2.0070	<Full>
<SATISFIES>	<ATMS Requirement>	REQ-11.01.02-OSED-BMT2.0080	<Full>
<SATISFIES>	<ATMS Requirement>	REQ-11.01.02-OSED-BMT2.0160	<Full>
<SATISFIES>	<ATMS Requirement>	REQ-11.01.02-OSED-BMT2.0200	<Full>
<SATISFIES>	<Enabler>	AOC-ATM-10	<Full>
<SATISFIES>	<Enabler>	AOC-ATM-11	<Full>
<SATISFIES>	<Enabler>	FOC-003	<Full>
<SATISFIES>	<Enabler>	FOC-004	<Full>

<SATISFIES>	<Enabler>	FOC-009	<Full>
<ALLOCATED TO>	<Functional block>	Flight Management	N/A
<APPLIES TO>	<Operational Focus Area>	ENB03.01.01	N/A
<APPLIES TO>	<Operational Focus Area>	OFA03.01.04	N/A
<ALLOCATED TO>	<Project>	P11.01.03	N/A

960

961

[REQ]

Identifier	REQ-11.01.03-TS-S1HT.1005
Requirement	The FOC system shall filter D-NOTAMs and D-METs according user defined 4D criteria applicable for given flight plan.
Title	D-NOTAM and D-MET filtering
Status	<In Progress>
Rationale	<p>The system should be capable of displaying D-NOTAMs and D-METs that are relevant for the given flight plan, based on the 4D criteria:</p> <ul style="list-style-type: none"> • lateral filtering according to the flight plan (distance from route) • vertical filtering above and under certain flight level • time-based filtering • airport filtering – departure, destination, alternate, en-route alternate, ETOPS alternate, etc. <p>The user should be able to change the filtering criteria according to own preferences, to see what are filtering criteria currently applied, and to switch off the filtering function.</p>
Category	<Functional>
Validation Method	<Real Time Simulation><Shadow Mode>
Verification Method	<Test>

962

963

[REQ Trace]

Relationship	Linked Element Type	Identifier	Compliance
<SATISFIES>	<ATMS Requirement>	REQ-11.01.02-SPR-D001.0004	<Full>
<SATISFIES>	<ATMS Requirement>	REQ-11.01.02-OSED-AIM3.0070	<Full>
<SATISFIES>	<ATMS Requirement>	REQ-11.01.02-OSED-AIM3.0090	<Full>
<SATISFIES>	<Enabler>	AIMS-07	<Full>
<SATISFIES>	<Enabler>	AIMS-07a	<Full>
<SATISFIES>	<Enabler>	FOC-007	<Full>
<SATISFIES>	<Enabler>	SWIM-APS-02b	<Full>
<ALLOCATED TO>	<Functional block>	Flight Management	N/A
<APPLIES TO>	<Operational Focus Area>	ENB02.01.02	N/A
<ALLOCATED TO>	<Project>	P11.01.03	N/A

964

965

[REQ]

Identifier	REQ-11.01.03-TS-S1HT.1010
Requirement	The FOC system should display the navigation information in the form of aeronautical chart when the flight plan is available.
Title	Navigation information for aeronautical chart
Status	<In Progress>
Rationale	<p>The system allows the user to switch on or off any layer of the navigation information in the aeronautical chart, when the flight plan is available. The information should contain:</p> <ul style="list-style-type: none"> • Waypoints • Navaids • Airways • Airspaces • Airports
Category	<HMI>
Validation Method	<Real Time Simulation>
Verification Method	<Test>

966

967

[REQ Trace]

Relationship	Linked Element Type	Identifier	Compliance
<SATISFIES>	<ATMS Requirement>	REQ-11.01.02-OSED-AIM3.0070	<Full>

<SATISFIES>	<ATMS Requirement>	REQ-11.01.02-OSED-AIM3.0080	<Full>
<SATISFIES>	<ATMS Requirement>	REQ-11.01.02-OSED-AIM3.0090	<Full>
<SATISFIES>	<ATMS Requirement>	REQ-11.01.02-SPR-D001.0004	<Full>
<SATISFIES>	<Enabler>	AIMS-07	<Full>
<SATISFIES>	<Enabler>	AIMS-07a	<Full>
<SATISFIES>	<Enabler>	FOC-007	<Full>
<SATISFIES>	<Enabler>	SWIM-APS-02b	<Full>
<ALLOCATED_TO>	<Functional block>	Flight Management	N/A
<APPLIES_TO>	<Operational Focus Area>	ENB02.01.02	N/A
<ALLOCATED_TO>	<Project>	P11.01.03	N/A
<SATISFIES>	<Service>	IntegratedDigitalBriefing	<Full>

968
969

[REQ]

Identifier	REQ-11.01.03-TS-S1TS.1030
Requirement	The FOC system shall have a Human Machine Interface (HMI) that is used to enter Selectors and set Trigger to start FOC system functions.
Title	Human Machine Interface
Status	<In Progress>
Rationale	The FOC system will be operated by human beings that will manually start and stop different functions or define input parameters that are used for the system automation.
Category	<HMI>
Validation Method	<Expert Group (Judgement Analysis)>
Verification Method	<Test>

970
971

[REQ Trace]

Relationship	Linked Element Type	Identifier	Compliance
<SATISFIES>	<ATMS Requirement>	REQ-11.01.02-OSED-AIM3.0030	<Full>
<SATISFIES>	<ATMS Requirement>	REQ-11.01.02-OSED-AIM3.0040	<Full>
<SATISFIES>	<ATMS Requirement>	REQ-11.01.02-OSED-AIM3.0070	<Full>
<SATISFIES>	<ATMS Requirement>	REQ-11.01.02-OSED-AIM3.0080	<Full>
<SATISFIES>	<ATMS Requirement>	REQ-11.01.02-OSED-AIM3.0090	<Full>
<SATISFIES>	<Enabler>	FOC-007	<Full>
<SATISFIES>	<Enabler>	AIMS-07	<Full>
<SATISFIES>	<Enabler>	AIMS-07a	<Full>
<ALLOCATED_TO>	<Functional block>	Flight Deck Management	N/A
<ALLOCATED_TO>	<Functional block>	Flight Management	N/A
<APPLIES_TO>	<Operational Focus Area>	ENB02.01.02	N/A
<ALLOCATED_TO>	<Project>	P11.01.03	N/A
<SATISFIES>	<Service>	AeronauticalInformationNotification	<Full>
<SATISFIES>	<Service>	IntegratedDigitalBriefing	<Full>

972
973

[REQ]

Identifier	REQ-11.01.03-TS-S1TS.1035
Requirement	The HMI shall include the following selectors: <ul style="list-style-type: none"> • PTR selector • TTA constraint selector • CTA constraint selector • Free Route selector • RBT recovery selector • AFUA/ ARES selector • surface out time update selector
Title	HMI Selector List
Status	<In Progress>
Rationale	This requirement defines the selector that shall be available in the FOC system HMI.
Category	<HMI>
Validation Method	<Expert Group (Judgement Analysis)>
Verification Method	<Test>

974
975

[REQ Trace]

Relationship	Linked Element Type	Identifier	Compliance
--------------	---------------------	------------	------------

founding members

Avenue de Cortenbergh 100 | B -1000 Bruxelles
www.sesarju.eu

59 of 145

<SATISFIES>	<ATMS Requirement>	REQ-11.01.03-TS-S1NR.1015	<Full>
<SATISFIES>	<Enabler>	AOC-ATM-10	<Full>
<SATISFIES>	<Enabler>	AOC-ATM-11	<Full>
<SATISFIES>	<Enabler>	FOC-003	<Full>
<SATISFIES>	<Enabler>	FOC-004	<Full>
<SATISFIES>	<Enabler>	FOC-009	<Full>
<ALLOCATED TO>	<Functional block>	Flight Management	N/A
<ALLOCATED TO>	<Project>	P11.01.03	N/A

976

977

[REQ]

Identifier	REQ-11.01.03-TS-S1NR.1020
Requirement	The FOC system shall display all flights impacted by any change of data.
Title	Affected Flight Display
Status	<In Progress>
Rationale	The user should be able to display all flights that are impacted by changed information in order to allow the FOC system user to be in the loop. This includes the comparison of the 4D trajectory planned by the FOC with the 4D trajectory provided by NM in reply to the EFPL provision.
Category	<HMI>
Validation Method	<Real Time Simulation><Expert Group (Judgement Analysis)>
Verification Method	<Test>

978

979

[REQ Trace]

Relationship	Linked Element Type	Identifier	Compliance
<SATISFIES>	<ATMS Requirement>	REQ-11.01.02-OSED-BMT1.0040	<Partial>
<SATISFIES>	<ATMS Requirement>	REQ-11.01.02-OSED-BMT1.0070	<Full>
<SATISFIES>	<ATMS Requirement>	REQ-11.01.02-OSED-BMT2.0060	<Partial>
<SATISFIES>	<ATMS Requirement>	REQ-11.01.02-OSED-BMT2.0080	<Full>
<SATISFIES>	<Enabler>	FOC-002	<Full>
<SATISFIES>	<Enabler>	FOC-006	<Full>
<SATISFIES>	<Enabler>	FOC-008	<Full>
<ALLOCATED_TO>	<Functional block>	Flight Management	N/A
<ALLOCATED_TO>	<Project>	P11.01.03	N/A

980

981

[REQ]

Identifier	REQ-11.01.03-TS-S1EF.1045
Requirement	The FOC system shall provide EFPL flight plans in a human readable format to the users of the FOC system.
Title	EFPL display
Status	<In Progress>
Rationale	The EFPL will be exchanged in the XML formats FIXM 4D and EFPM. Both are very hard to read for human beings. Therefore the FOC system must be able to provide the EFPL content in a way that the system users are able to read them.
Category	<HMI>
Validation Method	<Expert Group (Judgement Analysis)>
Verification Method	<Review of Design><Test>

982

983

[REQ Trace]

Relationship	Linked Element Type	Identifier	Compliance
<SATISFIES>	<Enabler>	AOC-ATM-11	<Full>
<SATISFIES>	<Enabler>	AOC-ATM-20	<Full>
<ALLOCATED_TO>	<Functional block>	Flight Management	N/A
<APPLIES_TO>	<Operational Focus Area>	ENB03.01.01	N/A
<APPLIES_TO>	<Operational Focus Area>	OFA03.01.04	N/A
<ALLOCATED_TO>	<Project>	P11.01.03	N/A

984

985

[REQ]

Identifier	REQ-11.01.03-TS-S1EF.1050
Requirement	The FOC system shall provide EFPL flight plan filing and validation replies in a human readable format to the users of the FOC system.

Title	EFPL reply display
Status	<In Progress>
Rationale	The EFPL filing and validation replies will be provided in the XML formats. Both are very hard to read for human beings. Therefore the FOC system must be able to provide the content included in those replies in a way that the system users are able to read them.
Category	<HMI>
Validation Method	<Expert Group (Judgement Analysis)>
Verification Method	<Review of Design><Test>

986

987

[REQ Trace]

Relationship	Linked Element Type	Identifier	Compliance
<SATISFIES>	<ATMS Requirement>	REQ-07.06.02-OSED-0001.0035	<Full>
<SATISFIES>	<Enabler>	AOC-ATM-11	<Full>
<SATISFIES>	<Enabler>	AOC-ATM-20	<Full>
<ALLOCATED_TO>	<Functional block>	Flight Management	N/A
<SATISFIES>	<Information Exchange Requirement>	IER-11.01.02-OSED-BMT1.0030	<Full>
<APPLIES_TO>	<Operational Focus Area>	ENB03.01.01	N/A
<APPLIES_TO>	<Operational Focus Area>	OFA03.01.04	N/A
<ALLOCATED_TO>	<Project>	P11.01.03	N/A

988

3.1.2 Operations Management

989

[REQ]

Identifier	REQ-11.01.03-TS-S1ST.2005
Requirement	The FOC should be capable of transmitting FDA priority to the DCB (NMF).
Title	Send FDA Priority
Status	<In Progress>
Rationale	FOC UDPP tool should be able to send the initial and subsequent FDA priority to the DCB (NMF) so that the flight sequence and delays can be calculated based on the AU priority.
Category	<Functional>
Validation Method	<Fast Time Simulation>
Verification Method	<Test>

990

991

[REQ Trace]

Relationship	Linked Element Type	Identifier	Compliance
<SATISFIES>	<ATMS Requirement>	REQ-07.02-DOD-0002.0091	<Partial>
<SATISFIES>	<ATMS Requirement>	REQ-11.01.02-OSED-UDP3.0030	<Full>
<SATISFIES>	<Enabler>	AOC-ATM-17	<Full>
<SATISFIES>	<Enabler>	AOC-ATM-18	<Full>
<SATISFIES>	<Enabler>	FOC-005	<Full>
<ALLOCATED_TO>	<Functional block>	Operations Management	N/A
<SATISFIES>	<Information Exchange Requirement>	IER-11.01.02-OSED-UDP2.0020	<Full>
<APPLIES_TO>	<Operational Focus Area>	OFA05.03.06	N/A
<ALLOCATED_TO>	<Project>	P11.01.03	N/A

992

993

[REQ]

Identifier	REQ-11.01.03-TS-S1ST.2010
Requirement	The FOC should be capable of reading CCS information including OI and Duration published by the DCB (NMF).
Title	Read CCS Information
Status	<In Progress>
Rationale	FOC UDPP tool should be able to get the updated CCS information including OI and Duration from the DCB (NMF).
Category	<Functional>
Validation Method	<Fast Time Simulation>
Verification Method	<Test>

994

995 [REQ Trace]

Relationship	Linked Element Type	Identifier	Compliance
<SATISFIES>	<ATMS Requirement>	REQ-07.02-DOD-0002.0091	<Partial>
<SATISFIES>	<ATMS Requirement>	REQ-11.01.02-OSED-UDP3.0010	<Full>
<SATISFIES>	<Enabler>	AOC-ATM-17	<Full>
<SATISFIES>	<Enabler>	AOC-ATM-18	<Full>
<SATISFIES>	<Enabler>	FOC-005	<Full>
<ALLOCATED TO>	<Functional block>	Operations Management	N/A
<SATISFIES>	<Information Exchange Requirement>	IER-11.01.02-OSED-UDP2.0020	<Full>
<APPLIES TO>	<Operational Focus Area>	OFA05.03.06	N/A
<ALLOCATED TO>	<Project>	P11.01.03	N/A

996

997 [REQ]

Identifier	REQ-11.01.03-TS-S1ST.2015
Requirement	The FOC should be capable of transmitting OC to the DCB (NMF).
Title	Send OC
Status	<In Progress>
Rationale	FOC UDPP tool should be able to send the initial and subsequent OC's to the DCB (NMF) so that the flight sequence and delays can be calculated based on the OC's.
Category	<Functional>
Validation Method	<Fast Time Simulation>
Verification Method	<Test>

998

999 [REQ Trace]

Relationship	Linked Element Type	Identifier	Compliance
<SATISFIES>	<ATMS Requirement>	REQ-07.02-DOD-0002.0091	<Full>
<SATISFIES>	<ATMS Requirement>	REQ-11.01.02-OSED-UDP3.0040	<Full>
<SATISFIES>	<Enabler>	AOC-ATM-17	<Full>
<SATISFIES>	<Enabler>	AOC-ATM-18	<Full>
<SATISFIES>	<Enabler>	FOC-005	<Full>
<ALLOCATED TO>	<Functional block>	Operations Management	N/A
<SATISFIES>	<Information Exchange Requirement>	IER-11.01.02-OSED-UDP2.0020	<Full>
<APPLIES TO>	<Operational Focus Area>	OFA05.03.06	N/A
<ALLOCATED TO>	<Project>	P11.01.03	N/A

1000

1001 [REQ]

Identifier	REQ-11.01.03-TS-S1ST.2020
Requirement	The FOC should be capable of reading baseline delay information published by the DCB (NMF).
Title	Read Delay EOBT Information
Status	<In Progress>
Rationale	FOC UDPP tool should be able to get the updated EOBT information based on the FDA priority and OC's provided by AU's from the DCB (NMF).
Category	<Functional>
Validation Method	<Fast Time Simulation>
Verification Method	<Test>

1002

1003 [REQ Trace]

Relationship	Linked Element Type	Identifier	Compliance
<SATISFIES>	<ATMS Requirement>	REQ-07.02-DOD-0002.0091	<Full>
<SATISFIES>	<ATMS Requirement>	REQ-11.01.02-OSED-UDP3.0010	<Full>
<SATISFIES>	<Enabler>	AOC-ATM-17	<Full>
<SATISFIES>	<Enabler>	AOC-ATM-18	<Full>
<SATISFIES>	<Enabler>	FOC-005	<Full>
<ALLOCATED TO>	<Functional block>	Operations Management	N/A
<SATISFIES>	<Information Exchange Requirement>	IER-11.01.02-OSED-UDP2.0030	<Full>
<APPLIES TO>	<Operational Focus Area>	OFA05.03.06	N/A
<ALLOCATED TO>	<Project>	P11.01.03	N/A

1004

1005

[REQ]

Identifier	REQ-11.01.03-TS-S1TS.2005
Requirement	The FOC system shall receive and store TTA and CTA from the Network Manager.
Title	Receive TTA and CTA
Status	<In Progress>
Rationale	Operations Management is responsible for evaluating, processing and distributing up-to date flight data. Once a flight plan is filed to NM it could be that NM returns a TTA or CTA. The system must be able to receive such a Target Time Constraint message.
Category	<Functional>
Validation Method	<Shadow Mode>
Verification Method	<Test>

1006

1007

[REQ Trace]

Relationship	Linked Element Type	Identifier	Compliance
<SATISFIES>	<ATMS Requirement>	REQ-11.01.02-OSED-BMT1.0040	<Partial>
<SATISFIES>	<ATMS Requirement>	REQ-11.01.02-OSED-BMT1.0070	<Full>
<SATISFIES>	<Enabler>	AOC-ATM-11	<Full>
<SATISFIES>	<Enabler>	SWIM-APS-04a	<Full>
<SATISFIES>	<Enabler>	SWIM-APS-02a	<Full>
<SATISFIES>	<Enabler>	SWIM-APS-02b	<Full>
<SATISFIES>	<Enabler>	SWIM-APS-04b	<Full>
<SATISFIES>	<Enabler>	FOC-006	<Full>
<ALLOCATED TO>	<Functional block>	Operations Management	N/A
<SATISFIES>	<Information Exchange Requirement>	IER-11.01.02-OSED-BMT1.0030	<Full>
<APPLIES TO>	<Operational Focus Area>	ENB03.01.01	N/A
<APPLIES TO>	<Operational Focus Area>	OFA03.01.04	N/A
<ALLOCATED TO>	<Project>	P11.01.03	N/A

1008

3.1.3 Decision Support Management

1009

[REQ]

Identifier	REQ-11.01.03-TS-S1NR.3005
Requirement	The FOC shall provide cost information on delays caused by ATM restriction to analyse its impact (cost vs. delay).
Title	Operations Cost Management
Status	<In Progress>
Rationale	Enable AUs to make best use of the UDPP process in order to recover from ATM disturbances.
Category	<Functional>
Validation Method	<Shadow Mode>
Verification Method	<Test>

1010

1011

[REQ Trace]

Relationship	Linked Element Type	Identifier	Compliance
<SATISFIES>	<ATMS Requirement>	REQ-11.01.02-OSED-UDP3.0050	<Full>
<SATISFIES>	<Enabler>	AOC-ATM-17	<Full>
<SATISFIES>	<Enabler>	AOC-ATM-18	<Full>
<SATISFIES>	<Enabler>	FOC-005	<Full>
<ALLOCATED TO>	<Functional block>	Decision Support Management	N/A
<APPLIES TO>	<Operational Focus Area>	OFA05.03.06	N/A
<ALLOCATED TO>	<Project>	P11.01.03	N/A

1012

1013

[REQ]

Identifier	REQ-11.01.03-TS-S1NR.3010
Requirement	The FOC shall generate flight trajectory data according to the affecting RTSA information when selected by the AFUA/ARES selector.
Title	Trajectory generation according to RTSA information
Status	<In Progress>

Rationale	To assess the impact of an airspace release or booking, concerned trajectories shall be re-calculated to collect the information required by the FOC to make decisions. For flights too close to the released airspace (according to the parameters set by the individual airspace user) the trajectory revision might not apply. Therefore such condition must be recognized to avoid unintended workload on AU side.
Category	<Functional>
Validation Method	<Fast Time Simulation><Real Time Simulation>
Verification Method	<Test>

1014

1015

[REQ Trace]

Relationship	Linked Element Type	Identifier	Compliance
<SATISFIES>	<ATMS Requirement>	REQ-11.01.02-OSED-BMT1.0020	<Full>
<SATISFIES>	<ATMS Requirement>	REQ-11.01.02-OSED-BMT2.0020	<Full>
<SATISFIES>	<ATMS Requirement>	REQ-11.01.02-OSED-BMT2.0070	<Full>
<SATISFIES>	<ATMS Requirement>	REQ-11.01.02-OSED-BMT2.0140	<Full>
<SATISFIES>	<ATMS Requirement>	REQ-11.01.02-OSED-BMT2.0160	<Full>
<SATISFIES>	<ATMS Requirement>	REQ-11.01.02-OSED-BMT2.0200	<Full>
<SATISFIES>	<Enabler>	AOC-ATM-11	<Full>
<SATISFIES>	<Enabler>	FOC-006	<Full>
<ALLOCATED_TO>	<Functional block>	Decision Support Management	N/A
<APPLIES TO>	<Operational Focus Area>	ENB03.01.01	N/A
<APPLIES TO>	<Operational Focus Area>	OFA03.01.04	N/A
<ALLOCATED_TO>	<Project>	P11.01.03	N/A

1016

1017

[REQ]

Identifier	REQ-11.01.03-TS-S2NR.3005
Requirement	The FOC shall receive and store AA2A data.
Title	AA2A reception and storage
Status	<In Progress>
Rationale	In order to use AA2A data in the trajectory generation, the AA2A data must be received and stored.
Category	<Functional>
Validation Method	<Live Trial><Shadow Mode>
Verification Method	<Test>

1018

1019

[REQ Trace]

Relationship	Linked Element Type	Identifier	Compliance
<SATISFIES>	<ATMS Requirement>	REQ-11.01.02-OSED-BMT2.0060	<Partial>
<SATISFIES>	<ATMS Requirement>	REQ-11.01.02-OSED-BMT2.0070	<Full>
<SATISFIES>	<ATMS Requirement>	REQ-11.01.02-OSED-BMT2.0110	<Full>
<SATISFIES>	<ATMS Requirement>	REQ-11.01.02-OSED-BMT2.0130	<Full>
<SATISFIES>	<ATMS Requirement>	REQ-11.01.02-OSED-BMT2.0140	<Full>
<SATISFIES>	<ATMS Requirement>	REQ-11.01.02-OSED-BMT2.0160	<Full>
<SATISFIES>	<ATMS Requirement>	REQ-11.01.02-OSED-BMT2.0180	<Partial>
<SATISFIES>	<ATMS Requirement>	REQ-11.01.02-OSED-BMT2.0200	<Full>
<SATISFIES>	<Enabler>	AOC-ATM-11	<Full>
<SATISFIES>	<Enabler>	SWIM-APS-04a	<Full>
<SATISFIES>	<Enabler>	SWIM-APS-02a	<Full>
<SATISFIES>	<Enabler>	SWIM-APS-02b	<Full>
<SATISFIES>	<Enabler>	SWIM-APS-04b	<Full>
<SATISFIES>	<Enabler>	FOC-006	<Full>
<ALLOCATED_TO>	<Functional block>	Decision Support Management	N/A
<SATISFIES>	<Information Exchange Requirement>	IER-11.01.02-OSED-BMT1.0030	<Full>
<APPLIES TO>	<Operational Focus Area>	ENB03.01.01	N/A
<APPLIES TO>	<Operational Focus Area>	OFA03.01.04	N/A
<ALLOCATED_TO>	<Project>	P11.01.03	N/A

1020

1021

[REQ]

Identifier	REQ-11.01.03-TS-S2BT.3005
Requirement	The FOC shall receive and store ATC-to-FOC-RBT-Conflict-Advisory from ATC.

Title	Reception of ATC Area to Avoid data
Status	<In Progress>
Rationale	The system shall store the data included in the ATC-to-FOC-RBT-Conflict-Advisory message internally to make it available for other functionalities. The ATC-to-FOC-RBT-Conflict-Advisory message will include: <ul style="list-style-type: none"> • An EFPL representing the trajectory that conflicts with other traffic • And one or several ATC Area(s) to Avoid.
Category	<Functional>
Validation Method	<Live Trial><Shadow Mode>
Verification Method	<Test>

1022

1023

[REQ Trace]

Relationship	Linked Element Type	Identifier	Compliance
<SATISFIES>	<ATMS Requirement>	REQ-11.01.02-OSED-BMT2.0060	<Full>
<SATISFIES>	<Enabler>	AOC-ATM-11	<Full>
<SATISFIES>	<Enabler>	FOC-006	<Full>
<ALLOCATED TO>	<Functional block>	Decision Support Management	N/A
<APPLIES TO>	<Operational Focus Area>	ENB03.01.01	N/A
<APPLIES TO>	<Operational Focus Area>	OFA03.01.04	N/A
<ALLOCATED TO>	<Project>	P11.01.03	N/A

1024

3.1.4 Data Management

1025

[REQ]

Identifier	REQ-11.01.03-TS-S1TS.4005
Requirement	The FOC System shall receive and store ATM constraints from the Network Manager.
Title	Receive ATM constraints
Status	<In Progress>
Rationale	The FOC system stores received ATM constraints/restrictions in its internal database where it is available for retrieval by other FOC system components (e.g. Trajectory Generator)
Category	<Functional>
Validation Method	<Live Trial><Shadow Mode>
Verification Method	<Test>

1026

1027

[REQ Trace]

Relationship	Linked Element Type	Identifier	Compliance
<SATISFIES>	<ATMS Requirement>	REQ-11.01.02-OSED-BMT1.0070	<Full>
<SATISFIES>	<ATMS Requirement>	REQ-11.01.02-OSED-BMT2.0060	<Full>
<SATISFIES>	<ATMS Requirement>	REQ-11.01.02-OSED-BMT2.0080	<Full>
<SATISFIES>	<ATMS Requirement>	REQ-11.01.02-OSED-BMT2.0110	<Full>
<SATISFIES>	<ATMS Requirement>	REQ-11.01.02-OSED-BMT2.0180	<Partial>
<SATISFIES>	<ATMS Requirement>	REQ-11.01.02-OSED-BMT2.0190	<Partial>
<SATISFIES>	<Enabler>	AOC-ATM-11	<Partial>
<SATISFIES>	<Enabler>	FOC-006	<Full>
<SATISFIES>	<Enabler>	SWIM-APS-04a	<Full>
<SATISFIES>	<Enabler>	SWIM-APS-04b	<Full>
<SATISFIES>	<Information Exchange Requirement>	IER-11.01.02-OSED-BMT1.0030	<Full>
<SATISFIES>	<Information Exchange Requirement>	IER-11.01.02-OSED-BMT1.0060	<Full>
<ALLOCATED TO>	<Functional block>	Data Management	N/A
<APPLIES TO>	<Operational Focus Area>	ENB03.01.01	N/A
<APPLIES TO>	<Operational Focus Area>	OFA03.01.04	N/A
<ALLOCATED TO>	<Project>	P11.01.03	N/A

1028

1029

[REQ]

Identifier	REQ-11.01.03-TS-S1FR.4005
Requirement	The FOC system shall receive and store the Free Routing Airspace volume availability
Title	Receive FRA volume availability information

Status	<In Progress>
Rationale	In order to be able to plan valid trajectories in FRA the FOC must know about the FRA volume availability.
Category	<Functional>
Validation Method	<Fast Time Simulation><Real Time Simulation>
Verification Method	<Test>

1030

1031

[REQ Trace]

Relationship	Linked Element Type	Identifier	Compliance
<SATISFIES>	<ATMS Requirement>	REQ-11.01.02-OSED-FRA3.0010	<Full>
<SATISFIES>	<ATMS Requirement>	REQ-04.07.02-SPR-FRFP.0102	<Full>
<SATISFIES>	<Enabler>	AOC-ATM-10	<Full>
<ALLOCATED TO>	<Functional block>	Data Management	N/A
<SATISFIES>	<Information Exchange Requirement>	IER-11.01.02-OSED-FRA1.0010	<Full>
<APPLIES TO>	<Operational Focus Area>	ENB03.01.01	N/A
<APPLIES TO>	<Operational Focus Area>	OFA03.01.03	N/A
<ALLOCATED TO>	<Project>	P11.01.03	N/A
<SATISFIES>	<Service>	AeronauticalInformationFeature	<Full>
<SATISFIES>	<Service>	AeronauticalInformationNotification	<Full>

1032

1033

[REQ]

Identifier	REQ-11.01.03-TS-S1FR.4010
Requirement	The FOC system shall receive and store the Free Routing Airspace time availability
Title	Receive FRA time availability information
Status	<In Progress>
Rationale	In order to be able to plan valid trajectories in FRA the FOC must know about the FRA time availability.
Category	<Functional>
Validation Method	<Fast Time Simulation><Real Time Simulation>
Verification Method	<Test>

1034

1035

[REQ Trace]

Relationship	Linked Element Type	Identifier	Compliance
<SATISFIES>	<ATMS Requirement>	REQ-11.01.02-OSED-FRA3.0020	<Full>
<SATISFIES>	<ATMS Requirement>	REQ-04.07.02-SPR-FRFP.0103	<Full>
<SATISFIES>	<Enabler>	AOC-ATM-10	<Full>
<ALLOCATED TO>	<Functional block>	Data Management	N/A
<SATISFIES>	<Information Exchange Requirement>	IER-11.01.02-OSED-FRA1.0020	<Full>
<APPLIES TO>	<Operational Focus Area>	ENB03.01.01	N/A
<APPLIES TO>	<Operational Focus Area>	OFA03.01.03	N/A
<ALLOCATED TO>	<Project>	P11.01.03	N/A
<SATISFIES>	<Service>	AeronauticalInformationFeature	<Full>
<SATISFIES>	<Service>	AeronauticalInformationNotification	<Full>

1036

1037

[REQ]

Identifier	REQ-11.01.03-TS-S1FR.4015
Requirement	The FOC system shall receive and store the Free Routing Airspace Horizontal Entry/Exit Features
Title	Receive FRA horizontal entry/exit features information
Status	<In Progress>
Rationale	In order to be able to plan valid trajectories in FRA the FOC must know about the horizontal entry/exit features.
Category	<Functional>
Validation Method	<Fast Time Simulation><Real Time Simulation>
Verification Method	<Test>

1038

1039

[REQ Trace]

Relationship	Linked Element Type	Identifier	Compliance
<SATISFIES>	<ATMS Requirement>	REQ-11.01.02-OSED-FRA3.0030	<Full>

<SATISFIES>	<ATMS Requirement>	REQ-04.07.02-SPR-FRFP.0104	<Full>
<SATISFIES>	<Enabler>	AOC-ATM-10	<Full>
<ALLOCATED_TO>	<Functional block>	Data Management	N/A
<SATISFIES>	<Information Exchange Requirement>	IER-11.01.02-OSED-FRA1.0030	<Full>
<APPLIES TO>	<Operational Focus Area>	ENB03.01.01	N/A
<APPLIES TO>	<Operational Focus Area>	OFA03.01.03	N/A
<ALLOCATED_TO>	<Project>	P11.01.03	N/A
<SATISFIES>	<Service>	AeronauticalInformationFeature	<Full>
<SATISFIES>	<Service>	AeronauticalInformationNotification	<Full>

1040

1041

[REQ]

Identifier	REQ-11.01.03-TS-S1FR.4020
Requirement	The FOC system shall receive and store the Free Routing Airspace Vertical Entry/Exit Features
Title	Receive FRA vertical entry/exit features information
Status	<In Progress>
Rationale	In order to be able to plan valid trajectories in FRA the FOC must know about the vertical entry/exit features.
Category	<Functional>
Validation Method	<Fast Time Simulation><Real Time Simulation>
Verification Method	<Test>

1042

1043

[REQ Trace]

Relationship	Linked Element Type	Identifier	Compliance
<SATISFIES>	<ATMS Requirement>	REQ-11.01.02-OSED-FRA3.0030	<Full>
<SATISFIES>	<ATMS Requirement>	REQ-04.07.02-SPR-FRFP.0104	<Full>
<SATISFIES>	<Enabler>	AOC-ATM-10	<Full>
<ALLOCATED_TO>	<Functional block>	Data Management	N/A
<SATISFIES>	<Information Exchange Requirement>	IER-11.01.02-OSED-FRA1.0030	<Full>
<APPLIES TO>	<Operational Focus Area>	ENB03.01.01	N/A
<APPLIES TO>	<Operational Focus Area>	OFA03.01.03	N/A
<ALLOCATED_TO>	<Project>	P11.01.03	N/A
<SATISFIES>	<Service>	AeronauticalInformationFeature	<Full>
<SATISFIES>	<Service>	AeronauticalInformationNotification	<Full>

1044

1045

[REQ]

Identifier	REQ-11.01.03-TS-S1FR.4025
Requirement	The FOC system shall receive and store the Free Routing Airspace Allowed Intermediate Points
Title	Receive FRA allowed intermediate points information
Status	<In Progress>
Rationale	In order to be able to plan valid trajectories in FRA the FOC must know about the allowed intermediate points for flight planning. These points can be currently published points or user-defined lat/long points.
Category	<Functional>
Validation Method	<Fast Time Simulation><Real Time Simulation>
Verification Method	<Test>

1046

1047

[REQ Trace]

Relationship	Linked Element Type	Identifier	Compliance
<SATISFIES>	<ATMS Requirement>	REQ-11.01.02-OSED-FRA3.0030	<Full>
<SATISFIES>	<ATMS Requirement>	REQ-04.07.02-SPR-FRFP.0104	<Full>
<SATISFIES>	<ATMS Requirement>	REQ-04.07.02-SPR-FRFP.1002	<Full>
<SATISFIES>	<Enabler>	AOC-ATM-10	<Full>
<ALLOCATED_TO>	<Functional block>	Data Management	N/A
<SATISFIES>	<Information Exchange Requirement>	IER-11.01.02-OSED-FRA1.0030	<Full>
<APPLIES TO>	<Operational Focus Area>	ENB03.01.01	N/A
<APPLIES TO>	<Operational Focus Area>	OFA03.01.03	N/A
<ALLOCATED_TO>	<Project>	P11.01.03	N/A
<SATISFIES>	<Service>	AeronauticalInformationFeature	<Full>

<SATISFIES>	<Service>	AeronauticalInformationNotification	<Full>
-------------	-----------	-------------------------------------	--------

1048

1049

[REQ]

Identifier	REQ-11.01.03-TS-S1FR.4030
Requirement	The FOC system shall receive and store the Free Routing Airspace minimum/maximum segment length
Title	Receive FRA allowed minimum/maximum segment length information
Status	<In Progress>
Rationale	In order to be able to plan valid trajectories in FRA the FOC must know about the allowed minimum/maximum segment length.
Category	<Functional>
Validation Method	<Fast Time Simulation><Real Time Simulation>
Verification Method	<Test>

1050

1051

[REQ Trace]

Relationship	Linked Element Type	Identifier	Compliance
<SATISFIES>	<ATMS Requirement>	REQ-11.01.02-OSED-FRA3.0030	<Full>
<SATISFIES>	<ATMS Requirement>	REQ-04.07.02-SPR-FRFP.0104	<Full>
<SATISFIES>	<Enabler>	AOC-ATM-10	<Full>
<ALLOCATED_TO>	<Functional block>	Data Management	N/A
<SATISFIES>	<Information Exchange Requirement>	IER-11.01.02-OSED-FRA1.0030	<Full>
<APPLIES TO>	<Operational Focus Area>	ENB03.01.01	N/A
<APPLIES TO>	<Operational Focus Area>	OFA03.01.03	N/A
<ALLOCATED_TO>	<Project>	P11.01.03	N/A
<SATISFIES>	<Service>	AeronauticalInformationFeature	<Full>
<SATISFIES>	<Service>	AeronauticalInformationNotification	<Full>

1052

1053

[REQ]

Identifier	REQ-11.01.03-TS-S1AF.4005
Requirement	The FOC system shall receive and store the RTSA information.
Title	Receive RTSA Information
Status	<In Progress>
Rationale	Getting RTSA information (i.e. checking whether an ARES has been released or booked)) is the main trigger for the whole RTSA-related process of each individual FOC.
Category	<Functional>
Validation Method	<Fast Time Simulation><Real Time Simulation>
Verification Method	<Test>

1054

1055

[REQ Trace]

Relationship	Linked Element Type	Identifier	Compliance
<SATISFIES>	<ATMS Requirement>	REQ-11.01.02-OSED-FUA3.0010	<Full>
<SATISFIES>	<Enabler>	FOC-002	<Full>
<SATISFIES>	<Enabler>	SWIM.INFR-05a	<Full>
<ALLOCATED_TO>	<Functional block>	Data Management	N/A
<SATISFIES>	<Information Exchange Requirement>	IER-11.01.02-OSED-FUA1.0010	<Full>
<APPLIES TO>	<Operational Focus Area>	OFA05.03.01	N/A
<ALLOCATED_TO>	<Project>	P11.01.03	N/A
<SATISFIES>	<Service>	AeronauticalInformationFeature	<Full>
<SATISFIES>	<Service>	AeronauticalInformationNotification	<Full>
<SATISFIES>	<Service>	ARESTQuery	<Full>

1056

1057

[REQ]

Identifier	REQ-11.01.03-TS-S1HT.4005
Requirement	For each airspace there shall be information about the airspace identifier, the type of airspace, vertical limitations and validity times displayed on request.
Title	Airspace information
Status	<In Progress>

Rationale	The user needs access to information about each airspace, containing the airspace identifier, the type of airspace, vertical limitations and validity times, to safely perform the flight.
Category	<HMI>
Validation Method	<Real Time Simulation>
Verification Method	<Test>

1058

1059

[REQ Trace]

Relationship	Linked Element Type	Identifier	Compliance
<SATISFIES>	<ATMS Requirement>	REQ-11.01.02-OSED-AIM3.0050	<Full>
<SATISFIES>	<ATMS Requirement>	REQ-11.01.02-OSED-AIM3.0070	<Full>
<SATISFIES>	<ATMS Requirement>	REQ-11.01.02-OSED-AIM3.0080	<Full>
<SATISFIES>	<ATMS Requirement>	REQ-11.01.02-OSED-AIM3.0090	<Full>
<SATISFIES>	<ATMS Requirement>	REQ-11.01.02-SPR-D001.0004	<Full>
<SATISFIES>	<Enabler>	AIMS-07	<Full>
<SATISFIES>	<Enabler>	AIMS-07a	<Full>
<SATISFIES>	<Enabler>	FOC-007	<Full>
<ALLOCATED TO>	<Functional block>	Data Management	N/A
<APPLIES TO>	<Operational Focus Area>	ENB02.01.02	N/A
<ALLOCATED TO>	<Project>	P11.01.03	N/A
<SATISFIES>	<Service>	IntegratedDigitalBriefing	<Full>

1060

1061

[REQ]

Identifier	REQ-11.01.03-TS-S1HT.4010
Requirement	The FOC system shall display the airspace information in horizontal (lateral view) map projection.
Title	Airspaces projected in map
Status	<In Progress>
Rationale	To allow user to clearly identify the airspace shape, the airspace is presented in lateral graphical form as an object on the map.
Category	<HMI>
Validation Method	<Real Time Simulation>
Verification Method	<Test>

1062

1063

[REQ Trace]

Relationship	Linked Element Type	Identifier	Compliance
<SATISFIES>	<ATMS Requirement>	REQ-11.01.02-OSED-AIM3.0080	<Full>
<SATISFIES>	<ATMS Requirement>	REQ-11.01.02-OSED-AIM3.0090	<Full>
<SATISFIES>	<ATMS Requirement>	REQ-11.01.02-SPR-D001.0004	<Full>
<SATISFIES>	<Enabler>	AIMS-07	<Full>
<SATISFIES>	<Enabler>	AIMS-07a	<Full>
<SATISFIES>	<Enabler>	FOC-007	<Full>
<SATISFIES>	<Enabler>	SWIM-APS-02b	<Full>
<ALLOCATED TO>	<Functional block>	Data Management	N/A
<APPLIES TO>	<Operational Focus Area>	ENB02.01.02	N/A
<ALLOCATED TO>	<Project>	P11.01.03	N/A
<SATISFIES>	<Service>	IntegratedDigitalBriefing	<Full>

1064

1065

[REQ]

Identifier	REQ-11.01.03-TS-S1HT.4015
Requirement	The design of the graphical presentation of airspaces should allow the user to clearly interpret multiple overlapping airspaces, and to distinguish between them.
Title	Multiple airspaces
Status	<In Progress>
Rationale	It should be obvious from the design that there are multiple airspaces one on top of another.
Category	<HMI>
Validation Method	<Real Time Simulation>
Verification Method	<Test>

1066

1067 [REQ Trace]

Relationship	Linked Element Type	Identifier	Compliance
<SATISFIES>	<ATMS Requirement>	REQ-11.01.02-OSED-AIM3.0070	<Full>
<SATISFIES>	<ATMS Requirement>	REQ-11.01.02-OSED-AIM3.0080	<Full>
<SATISFIES>	<ATMS Requirement>	REQ-11.01.02-OSED-AIM3.0090	<Full>
<SATISFIES>	<ATMS Requirement>	REQ-11.01.02-SPR-D001.0004	<Full>
<SATISFIES>	<Enabler>	AIMS-07	<Full>
<SATISFIES>	<Enabler>	AIMS-07a	<Full>
<SATISFIES>	<Enabler>	FOC-007	<Full>
<ALLOCATED TO>	<Functional block>	Data Management	N/A
<APPLIES TO>	<Operational Focus Area>	ENB02.01.02	N/A
<ALLOCATED_TO>	<Project>	P11.01.03	N/A
<SATISFIES>	<Service>	IntegratedDigitalBriefing	<Full>

1068

1069 [REQ]

Identifier	REQ-11.01.03-TS-S1NR.4005
Requirement	All changes to data stored in the FOC shall be indicated on a display if triggered by the FOC system user.
Title	Display of changes
Status	<In Progress>
Rationale	The user should be informed about all changed information related to the FOC, for example to indicate whether an airspace, which was not active on the briefing, becomes active, and also vice versa.
Category	<HMI>
Validation Method	<Real Time Simulation><Expert Group (Judgement Analysis)>
Verification Method	<Test>

1070

1071 [REQ Trace]

Relationship	Linked Element Type	Identifier	Compliance
<SATISFIES>	<ATMS Requirement>	REQ-11.01.02-OSED-AIM3.0020	<Full>
<SATISFIES>	<ATMS Requirement>	REQ-11.01.02-OSED-AIM3.0040	<Full>
<SATISFIES>	<ATMS Requirement>	REQ-11.01.02-OSED-AIM3.0050	<Full>
<SATISFIES>	<ATMS Requirement>	REQ-11.01.02-OSED-AIM3.0060	<Full>
<SATISFIES>	<ATMS Requirement>	REQ-11.01.02-SPR-D001.0004	<Full>
<SATISFIES>	<Enabler>	AIMS-07	<Full>
<SATISFIES>	<Enabler>	AIMS-07a	<Full>
<SATISFIES>	<Enabler>	FOC-007	<Full>
<SATISFIES>	<Enabler>	SWIM-APS-02b	<Full>
<SATISFIES>	<Functional block>	Data Management	N/A
<APPLIES TO>	<Operational Focus Area>	ENB02.01.02	N/A
<ALLOCATED TO>	<Project>	P11.01.03	N/A
<SATISFIES>	<Service>	AeronauticalInformationNotification	<Full>
<SATISFIES>	<Service>	IntegratedDigitalBriefing	<Full>

1072

1073 [REQ]

Identifier	REQ-11.01.03-TS-S1HT.4020
Requirement	The FOC system shall be able to import D-NOTAM and D-MET information from external sources.
Title	D-NOTAM and D-MET import
Status	<In Progress>
Rationale	Import from external sources and internal processing will provide consistent information in time that will avoid inconsistent situational awareness and decision making.
Category	<Functional>
Validation Method	<Real Time Simulation>
Verification Method	<Test>

1074

1075 [REQ Trace]

Relationship	Linked Element Type	Identifier	Compliance
<SATISFIES>	<ATMS Requirement>	REQ-11.01.02-OSED-AIM3.0020	<Full>
<SATISFIES>	<ATMS Requirement>	REQ-11.01.02-OSED-AIM3.0050	<Full>
<SATISFIES>	<ATMS Requirement>	REQ-11.01.02-OSED-AIM3.0060	<Full>
<SATISFIES>	<ATMS Requirement>	REQ-11.01.02-SPR-D001.0004	<Full>

<SATISFIES>	<Enabler>	AIMS-06	<Full>
<SATISFIES>	<Enabler>	AIMS-19a	<Full>
<SATISFIES>	<Enabler>	SWIM-APS-02a	<Full>
<SATISFIES>	<Enabler>	SWIM-APS-02b	<Full>
<ALLOCATED TO>	<Functional block>	Data Management	N/A
<APPLIES TO>	<Operational Focus Area>	ENB02.01.02	N/A
<ALLOCATED TO>	<Project>	P11.01.03	N/A
<SATISFIES>	<Service>	AeronauticalInformationNotification	<Full>
<SATISFIES>	<Service>	IntegratedDigitalBriefing	<Full>

1076 3.1.5 Communication Management

1077 [REQ]

Identifier	REQ-11.01.03-TS-S1HT.5005
Requirement	The FOC system shall import the EAUP/EUUP from the Network Manager via B2B in AIXM (SWIM).
Title	EAUP/EUUP import via SWIM
Status	<In Progress>
Rationale	The Functional Block "Communication Management" of the FOC system needs to import the EAUP/EUUP information from Network Manager (NM) via B2B in AIXM format (SWIM).
Category	<Functional><Interface>
Validation Method	<Real Time Simulation>
Verification Method	<Test>

1078

1079 [REQ Trace]

Relationship	Linked Element Type	Identifier	Compliance
<SATISFIES>	<ATMS Requirement>	REQ-11.01.02-OSED-FUA3.0010	<Full>
<SATISFIES>	<ATMS Requirement>	REQ-11.01.02-SPR-D001.0004	<Full>
<SATISFIES>	<Enabler>	AIMS-06	<Full>
<SATISFIES>	<Enabler>	AIMS-19a	<Full>
<SATISFIES>	<Enabler>	SWIM-APS-02a	<Full>
<SATISFIES>	<Enabler>	SWIM-APS-02b	<Full>
<ALLOCATED TO>	<Functional block>	Communication Management	N/A
<SATISFIES>	<Information Exchange Requirement>	IER-11.01.02-OSED-FUA1.0010	<Full>
<APPLIES TO>	<Operational Focus Area>	ENB02.01.02	<Full>
<ALLOCATED TO>	<Project>	P11.01.03	N/A

1080 3.1.6 Flight Deck Management

1081 N/A

1082 3.2 Adaptability

1083 3.2.1 Flight Management

1084 [REQ]

Identifier	REQ-11.01.03-TS-S1FR.1015
Requirement	If the ATS route network remains available in the Free Routing Airspace, the FOC shall allow the airspace user to trigger whether a trajectory is planned using the ATS route network only or using all possibilities in the Free Routing Airspace.
Title	Flight Planning Options in FRA
Status	<In Progress>
Rationale	The airspace user may decide to only use the ATS route network for flight planning if it remains available in Free Routing Airspace and not to make use of all new flight planning options.
Category	<Functional>
Validation Method	<Fast Time Simulation><Real Time Simulation>

Verification Method	<Test>
---------------------	--------

1085

1086

[REQ Trace]

Relationship	Linked Element Type	Identifier	Compliance
<SATISFIES>	<ATMS Requirement>	REQ-11.01.02-OSED-BMT1.0010	<Full>
<SATISFIES>	<ATMS Requirement>	REQ-11.01.02-OSED-BMT1.0020	<Full>
<SATISFIES>	<ATMS Requirement>	REQ-11.01.02-OSED-BMT2.0020	<Full>
<SATISFIES>	<Enabler>	AOC-ATM-10	<Full>
<ALLOCATED TO>	<Functional block>	Flight Management	N/A
<APPLIES TO>	<Operational Focus Area>	ENB03.01.01	N/A
<APPLIES TO>	<Operational Focus Area>	OFA03.01.03	N/A
<ALLOCATED TO>	<Project>	P11.01.03	N/A

1087

1088

[REQ]

Identifier	REQ-11.01.03-TS-S1EF.1055
Requirement	The FOC system shall allow the system user to trigger whether an ICAO FPL or EFPL is generated for a flight.
Title	Flight plan type options
Status	<Validated>
Rationale	Flight plan information can include two different types of content. The first option only includes the flight plan according ICAO PANS-ATM doc 4444, the other type includes information as defined by Eurocontrol as Extended Flight plan. The FOC system must be adaptable in regard whether the ICAO FPL or the EFPL is used.
Category	<Functional>
Validation Method	<Shadow Mode>
Verification Method	<Test>

1089

1090

[REQ Trace]

Relationship	Linked Element Type	Identifier	Compliance
<SATISFIES>	<ATMS Requirement>	REQ-11.01.02-OSED-BMT1.0010	<Full>
<SATISFIES>	<ATMS Requirement>	REQ-11.01.02-OSED-BMT1.0020	<Full>
<SATISFIES>	<ATMS Requirement>	REQ-11.01.02-OSED-BMT1.0030	<Full>
<SATISFIES>	<ATMS Requirement>	REQ-11.01.02-OSED-BMT2.0020	<Full>
<SATISFIES>	<ATMS Requirement>	REQ-11.01.02-OSED-BMT2.0030	<Full>
<SATISFIES>	<Enabler>	AOC-ATM-11	<Full>
<SATISFIES>	<Enabler>	AOC-ATM-20	<Full>
<ALLOCATED TO>	<Functional block>	Flight Management	N/A
<SATISFIES>	<Information Exchange Requirement>	IER-07.06.02-OSED-EFPL.0010	<Full>
<SATISFIES>	<Information Exchange Requirement>	IER-07.06.02-OSED-EFPL.0060	<Full>
<SATISFIES>	<Information Exchange Requirement>	IER-07.06.02-OSED-EFPL.0070	<Full>
<APPLIES TO>	<Operational Focus Area>	ENB03.01.01	N/A
<APPLIES TO>	<Operational Focus Area>	OFA03.01.04	N/A
<ALLOCATED TO>	<Project>	P11.01.03	N/A
<SATISFIES>	<Service>	ExtendedFlightPlanSubmission	<Full>

1091

3.2.2 Operations Management

1092

[REQ]

Identifier	REQ-11.01.03-TS-S2NR.2005
Requirement	The AU shall be able to change and update prioritisation information during a UDPP time window of action given by DCB, according to the constraint and organisation.
Title	UDPP Reprioritisation
Status	<In Progress>
Rationale	The AU should have enough flexibility to update FDA / SFP Prioritisation during UDPP time window.
Category	<Functional>
Validation Method	<Real Time Simulation><Shadow Mode>

Verification Method	<Test>
---------------------	--------

1093

1094 [REQ Trace]

Relationship	Linked Element Type	Identifier	Compliance
<SATISFIES>	<ATMS Requirement>	REQ-11.01.02-OSED-UDP3.0070	<Full>
<SATISFIES>	<Enabler>	AOC-ATM-17	<Full>
<SATISFIES>	<Enabler>	AOC-ATM-18	<Full>
<SATISFIES>	<Enabler>	FOC-005	<Full>
<ALLOCATED TO>	<Functional block>	Operations Management	N/A
<SATISFIES>	<Information Exchange Requirement>	IER-11.01.02-OSED-UDP2.0020	<Full>
<APPLIES TO>	<Operational Focus Area>	OFA05.03.06	N/A
<ALLOCATED TO>	<Project>	P11.01.03	N/A

1095

3.2.3 Decision Support Management

1096 N/A

1097

3.2.4 Data Management

1098 N/A

1099

3.2.5 Communication Management

1100 [REQ]

Identifier	REQ-11.01.03-TS-S1EF.5005
Requirement	The FOC system shall allow the system user to trigger whether the ICAO FPL is transmitted to NM/ NOP using ICAO TXT data transmission, ICAO XML or ICAO FIXM based services.
Title	ICAO FPL format selection
Status	<In Progress>
Rationale	Depending on the way how the ICAO FPL is send NM/ NOP different type of ICAO FPL message formats are applicable. It must be possible to select how the flight plan is send to NM/ NOP. The respective selected way will define in which format the flight plan will be transmitted.
Category	<Functional>
Validation Method	<Live Trial><Shadow Mode>
Verification Method	<Test>

1101

1102 [REQ Trace]

Relationship	Linked Element Type	Identifier	Compliance
<SATISFIES>	<ATMS Requirement>	REQ-11.01.02-OSED-BMT1.0030	<Full>
<SATISFIES>	<ATMS Requirement>	REQ-11.01.02-OSED-BMT2.0030	<Full>
<SATISFIES>	<Enabler>	AOC-ATM-11	<Full>
<ALLOCATED TO>	<Functional block>	Communication Management	N/A
<SATISFIES>	<Information Exchange Requirement>	IER-07.06.02-OSED-EFPL.0010	<Full>
<SATISFIES>	<Information Exchange Requirement>	IER-07.06.02-OSED-EFPL.0060	<Full>
<SATISFIES>	<Information Exchange Requirement>	IER-07.06.02-OSED-EFPL.0070	<Full>
<APPLIES TO>	<Operational Focus Area>	ENB03.01.01	N/A
<APPLIES TO>	<Operational Focus Area>	OFA03.01.04	N/A
<ALLOCATED TO>	<Project>	P11.01.03	N/A
<SATISFIES>	<Service>	ExtendedFlightPlanSubmission	<Full>

1103

1104 [REQ]

Identifier	REQ-11.01.03-TS-S1EF.5010
Requirement	The FOC system shall allow the system user to trigger whether the EFPL is transmitted to NM/ NOP using EFPM or FIXM 4D message based services.
Title	EFPL format selection

Status	<In Progress>
Rationale	Depending on the way how the EFPL is send NM/ NOP different type of EFPL message formats are applicable. It must be possible to select how the flight plan is send to NM/ NOP. The respective selected way will define in which format the flight plan will be transmitted.
Category	<Functional>
Validation Method	<Live Trial><Shadow Mode>
Verification Method	<Test>

1105

1106

[REQ Trace]

Relationship	Linked Element Type	Identifier	Compliance
<SATISFIES>	<ATMS Requirement>	REQ-11.01.02-OSED-BMT1.0030	<Full>
<SATISFIES>	<ATMS Requirement>	REQ-11.01.02-OSED-BMT2.0030	<Full>
<SATISFIES>	<Enabler>	AOC-ATM-11	<Full>
<SATISFIES>	<Enabler>	AOC-ATM-20	<Full>
<SATISFIES>	<Enabler>	SWIM-APS-04a	<Full>
<ALLOCATED TO>	<Functional block>	Communication Management	N/A
<SATISFIES>	<Information Exchange Requirement>	IER-07.06.02-OSED-EFPL.0010	<Full>
<SATISFIES>	<Information Exchange Requirement>	IER-07.06.02-OSED-EFPL.0060	<Full>
<SATISFIES>	<Information Exchange Requirement>	IER-07.06.02-OSED-EFPL.0070	<Full>
<APPLIES TO>	<Operational Focus Area>	ENB03.01.01	N/A
<APPLIES TO>	<Operational Focus Area>	OFA03.01.04	N/A
<ALLOCATED TO>	<Project>	P11.01.03	N/A
<SATISFIES>	<Service>	ExtendedFlightPlanSubmission	<Full>

1107

3.2.6 Flight Deck Management

1108

N/A

1109

3.3 Performance Characteristics

1110

3.3.1 Flight Management

1111

[REQ]

Identifier	REQ-11.01.03-TS-S2NR.1015
Requirement	Any reaction to updated data shall be done in a time window that allows executing the trajectory changes.
Title	Trajectory update assessment
Status	<In Progress>
Rationale	If there are new options or requirements to plan a trajectory, the airspace user must react in a given time window. This time window is determined by the current location of the aircraft and the point where the trajectory has to be changed at the latest.
Category	<Performance>
Validation Method	<Expert Group (Judgement Analysis)>
Verification Method	<Test>

1112

1113

[REQ Trace]

Relationship	Linked Element Type	Identifier	Compliance
<SATISFIES>	<ATMS Requirement>	REQ-11.01.02-OSED-BMT2.0070	<Full>
<SATISFIES>	<ATMS Requirement>	REQ-11.01.02-OSED-BMT2.0160	<Full>
<SATISFIES>	<ATMS Requirement>	REQ-11.01.02-OSED-BMT2.0200	<Full>
<SATISFIES>	<ATMS Requirement>	REQ-04.07.02-SPR-FRFP.1001	<Full>
<SATISFIES>	<Enabler>	AOC-ATM-11	<Full>
<ALLOCATED TO>	<Functional block>	Flight Management	N/A
<APPLIES TO>	<Operational Focus Area>	ENB03.01.01	N/A
<APPLIES TO>	<Operational Focus Area>	OFA03.01.04	N/A
<ALLOCATED TO>	<Project>	P11.01.03	N/A

1114

1115

[REQ]

Identifier	REQ-11.01.03-TS-S1EF.1060
Requirement	The generation of the extended flight plan shall not affect the system performance in a negative way.
Title	EFPL performance impact
Status	<Validated>
Rationale	The provision of the EFPL is additional work that has to be done by the FOC. As the main purpose of the FOC is the planning of the flight operations and filing of a flight plan is only an interface function needed to ensure interoperability with all ATM stakeholders, it shall not influence the performance of the flight planning in a negative way.
Category	<Performance>
Validation Method	<Shadow Mode>
Verification Method	<Test>

1116

1117

[REQ Trace]

Relationship	Linked Element Type	Identifier	Compliance
<SATISFIES>	<ATMS Requirement>	REQ-11.01.02-SPR-D001.0002	<Full>
<SATISFIES>	<ATMS Requirement>	REQ-11.01.02-SPR-D001.0003	<Full>
<SATISFIES>	<Enabler>	AOC-ATM-11	<Full>
<SATISFIES>	<Enabler>	AOC-ATM-20	<Full>
<ALLOCATED_TO>	<Functional block>	Flight Management	N/A
<APPLIES_TO>	<Operational Focus Area>	ENB03.01.01	N/A
<APPLIES_TO>	<Operational Focus Area>	OFA03.01.04	N/A
<ALLOCATED_TO>	<Project>	P11.01.03	N/A

1118

1119

[REQ]

Identifier	REQ-11.01.03-TS-S2BT.1005
Requirement	The FOC shall steadily monitor the adherence to the RBT during all phases of the flight.
Title	On-going RBT monitoring
Status	<In Progress>
Rationale	To ensure an assessment of changing planning conditions or on a deviation from the planned route at all stages of a flight (especially in the in-flight phase) a continuous monitoring must be ensured.
Category	<Performance>
Validation Method	<Flight Trial><Live Trial><Shadow Mode>
Verification Method	<Test>

1120

1121

[REQ Trace]

Relationship	Linked Element Type	Identifier	Compliance
<SATISFIES>	<ATMS Requirement>	REQ-11.01.02-OSED-BMT2.0110	<Full>
<SATISFIES>	<ATMS Requirement>	REQ-11.01.02-OSED-BMT2.0130	<Full>
<SATISFIES>	<ATMS Requirement>	REQ-11.01.02-OSED-BMT2.0160	<Full>
<SATISFIES>	<ATMS Requirement>	REQ-11.01.02-OSED-BMT2.0180	<Partial>
<SATISFIES>	<ATMS Requirement>	REQ-11.01.02-OSED-BMT2.0190	<Partial>
<SATISFIES>	<Enabler>	FOC-006	<Full>
<SATISFIES>	<Enabler>	FOC-008	<Full>
<SATISFIES>	<Enabler>	SWIM-APS-05b	<Full>
<ALLOCATED_TO>	<Functional block>	Flight Management	N/A
<APPLIES_TO>	<Operational Focus Area>	ENB03.01.01	N/A
<APPLIES_TO>	<Operational Focus Area>	OFA03.01.04	N/A
<ALLOCATED_TO>	<Project>	P11.01.03	N/A

1122

3.3.2 Operations Management

1123

N/A

1124 **3.3.3 Decision Support Management**

1125 N/A

1126 **3.3.4 Data Management**

1127 N/A

1128 **3.3.5 Communication Management**

1129 N/A

1130 **3.3.6 Flight Deck Management**

1131 N/A

1132 **3.4 Safety & Security**1133 **3.4.1 Flight Management**

1134 [REQ]

Identifier	REQ-11.01.03-TS-S1NR.1025
Requirement	The FOC shall use the RBT agreed with all other ATM stakeholders for flight monitoring.
Title	Seamless use of trajectory.
Status	<In Progress>
Rationale	The RBT is the trajectory that is agreed by all ATM stakeholders to be used as a reference.
Category	<Functional>
Validation Method	<Real Time Simulation><Shadow Mode>
Verification Method	<Test>

1135

1136 [REQ Trace]

Relationship	Linked Element Type	Identifier	Compliance
<SATISFIES>	<ATMS Requirement>	REQ-11.01.01-DOD-2100.0055	<Full>
<SATISFIES>	<ATMS Requirement>	REQ-11.01.02-OSED-BMT1.0060	<Full>
<SATISFIES>	<ATMS Requirement>	REQ-11.01.02-OSED-BMT2.0140	<Full>
<SATISFIES>	<ATMS Requirement>	REQ-11.01.02-OSED-BMT2.0160	<Full>
<SATISFIES>	<Enabler>	FOC-006	<Full>
<ALLOCATED TO>	<Functional block>	Flight Management	N/A
<APPLIES TO>	<Operational Focus Area>	ENB03.01.01	N/A
<APPLIES TO>	<Operational Focus Area>	OFA03.01.04	N/A
<ALLOCATED TO>	<Project>	P11.01.03	N/A

1137 **3.4.2 Operations Management**

1138 N/A

1139 **3.4.3 Decision Support Management**

1140 N/A

1141 **3.4.4 Data Management**

1142 N/A

1143 **3.4.5 Communication Management**

1144 N/A

1145 **3.4.6 Flight Deck Management**

1146 N/A

1147 **3.5 Maintainability**1148 **3.5.1 Flight Management**

1149 N/A

1150 **3.5.2 Operations Management**

1151 N/A

1152 **3.5.3 Decision Support Management**

1153 N/A

1154 **3.5.4 Data Management**

1155 N/A

1156 **3.5.5 Communication Management**

1157 N/A

1158 **3.5.6 Flight Deck Management**

1159 N/A

1160 **3.6 Reliability**1161 **3.6.1 Flight Management**

1162 N/A

1163 **3.6.2 Operations Management**

1164 N/A

1165 **3.6.3 Decision Support Management**

1166 N/A

1167 **3.6.4 Data Management**

1168 N/A

1169 **3.6.5 Communication Management**

1170 N/A

1171 **3.6.6 Flight Deck Management**

1172 N/A

1173 **3.7 Functional block Internal Data Requirements**1174 **3.7.1 Flight Management**

1175 N/A

1176 **3.7.2 Operations Management**

1177 N/A

1178 **3.7.3 Decision Support Management**

1179 [REQ]

Identifier	REQ-11.01.03-TS-S1NR.3015
Requirement	The FOC system shall store all data that is either directly linked to a flight or that has been assessed to affect that flight for at least the duration of the trajectory negotiation for this flight.
Title	Storage duration of flight relevant data
Status	<In Progress>
Rationale	In order to enable an efficient trajectory negotiation process, the FOC must have all relevant data available, even if received for example in a previous reject message.
Category	<Functional>
Validation Method	<Real Time Simulation><Shadow Mode>
Verification Method	<Test>

1180

1181 [REQ Trace]

Relationship	Linked Element Type	Identifier	Compliance
<SATISFIES>	<ATMS Requirement>	REQ-11.01.02-OSED-BMT1.0020	<Full>
<SATISFIES>	<ATMS Requirement>	REQ-11.01.02-OSED-BMT1.0040	<Partial>
<SATISFIES>	<ATMS Requirement>	REQ-11.01.02-OSED-BMT1.0060	<Full>
<SATISFIES>	<ATMS Requirement>	REQ-11.01.02-OSED-BMT1.0070	<Full>
<SATISFIES>	<ATMS Requirement>	REQ-11.01.02-OSED-BMT2.0060	<Full>
<SATISFIES>	<ATMS Requirement>	REQ-11.01.02-OSED-BMT2.0070	<Full>
<SATISFIES>	<ATMS Requirement>	REQ-11.01.02-OSED-BMT2.0080	<Full>
<SATISFIES>	<ATMS Requirement>	REQ-11.01.02-OSED-BMT2.0130	<Full>
<SATISFIES>	<ATMS Requirement>	REQ-11.01.02-OSED-BMT2.0140	<Full>
<SATISFIES>	<ATMS Requirement>	REQ-11.01.02-OSED-BMT2.0200	<Full>
<SATISFIES>	<Enabler>	AOC-ATM-11	<Full>
<SATISFIES>	<Enabler>	FOC-003	<Full>
<SATISFIES>	<Enabler>	FOC-005	<Full>
<SATISFIES>	<Enabler>	FOC-006	<Full>
<ALLOCATED TO>	<Functional block>	Decision Support Management	N/A
<SATISFIES>	<Information Exchange Requirement>	IER-11.01.02-OSED-BMT1.0030	<Full>

<SATISFIES>	<Information Exchange Requirement>	IER-11.01.02-OSED-BMT1.0060	<Full>
<APPLIES TO>	<Operational Focus Area>	ENB03.01.01	N/A
<APPLIES TO>	<Operational Focus Area>	OFA03.01.04	N/A
<ALLOCATED_TO>	<Project>	P11.01.03	N/A

1182 3.7.4 Data Management

1183 N/A

1184 3.7.5 Communication Management

1185 [REQ]

Identifier	REQ-11.01.03-TS-S1HT.5010
Requirement	The FOC shall store track record about all information received from other systems and all updates performed by users in order to provide track of such information. The track record shall capture the source and the time of the change.
Title	FOC track record
Status	<In Progress>
Rationale	With the track record the FOC system will ensure all actors are working with the same set of information available to avoid negative impact on situational awareness and decision making caused by inconsistent information.
Category	<Functional>
Validation Method	<Real Time Simulation><Expert Group (Judgement Analysis)>
Verification Method	<Test>

1186

1187 [REQ Trace]

Relationship	Linked Element Type	Identifier	Compliance
<SATISFIES>	<ATMS Requirement>	REQ-11.01.02-SPR-D001.0004	<Full>
<SATISFIES>	<ATMS Requirement>	REQ-11.01.02-OSED-AIM3.0020	<Full>
<SATISFIES>	<ATMS Requirement>	REQ-11.01.02-OSED-AIM3.0030	<Full>
<SATISFIES>	<ATMS Requirement>	REQ-11.01.02-OSED-AIM3.0040	<Full>
<SATISFIES>	<ATMS Requirement>	REQ-11.01.02-OSED-AIM3.0050	<Full>
<SATISFIES>	<ATMS Requirement>	REQ-11.01.02-OSED-AIM3.0060	<Full>
<SATISFIES>	<Enabler>	AIMS-07	<Full>
<SATISFIES>	<Enabler>	AIMS-07a	<Full>
<ALLOCATED_TO>	<Functional block>	Communication Management	N/A
<ALLOCATED_TO>	<Project>	P11.01.03	N/A

1188 3.7.6 Flight Deck Management

1189 N/A

1190 3.8 Design and Construction Constraints

1191 3.8.1 Flight Management

1192 N/A

1193 3.8.2 Operations Management

1194 N/A

1195 3.8.3 Decision Support Management

1196 N/A

1197 **3.8.4 Data Management**

1198 [REQ]

Identifier	REQ-11.01.03-TS-S1TS.4010
Requirement	The FOC system shall use UTC time as reference.
Title	Align air and ground times
Status	<In Progress>
Rationale	The time reference for the air and the ground systems may vary. To ensure that the data obtained from the a/c can be mixed with the ground data for other flights there is a need to ensure that UTC time reference is used by all air and ground systems.
Category	<Design>
Validation Method	<Expert Group (Judgement Analysis)>
Verification Method	<Test>

1199

1200 [REQ Trace]

Relationship	Linked Element Type	Identifier	Compliance
<SATISFIES>	<ATMS Requirement>	REQ-11.01.02-OSED-BMT1.0030	<Full>
<SATISFIES>	<Enabler>	AOC-ATM-13	<Full>
<ALLOCATED TO>	<Functional block>	Data Management	N/A
<APPLIES TO>	<Operational Focus Area>	ENB03.01.01	N/A
<APPLIES TO>	<Operational Focus Area>	OFA03.01.04	N/A
<ALLOCATED TO>	<Project>	P11.01.03	N/A

1201 **3.8.5 Communication Management**

1202 N/A

1203 **3.8.6 Flight Deck Management**

1204 N/A

1205 **3.9 Functional block Interface Requirements**

1206 Please note, that the interface requirements for AIM can be found in a separate IRS document
1207 produced by Honeywell [27]. For the requirements therein no need for an update has been identified.

1208 **3.9.1 Flight Management**

1209 [REQ]

Identifier	REQ-11.01.03-TS-S1BT.1005
Requirement	The FOC shall send trajectory proposals in the EFPL format to the ATC system.
Title	Trajectory proposal format
Status	<In Progress>
Rationale	For the time being the EFPL format as used by NM for the EFPL creation B2B web service shall be used for the trajectory exchange between FOC and ATC. This requirement is driven by the need to align and standardize basic data that is exchanged between all ATM stakeholders.
Category	<Functional><Interface>
Validation Method	<Live Trial><Shadow Mode>
Verification Method	<Test>

1210

1211 [REQ Trace]

Relationship	Linked Element Type	Identifier	Compliance
<SATISFIES>	<ATMS Requirement>	REQ-11.01.02-OSED-BMT1.0030	<Full>
<SATISFIES>	<ATMS Requirement>	REQ-11.01.02-OSED-BMT2.0030	<Full>
<SATISFIES>	<Enabler>	AOC-ATM-20	<Full>

<ALLOCATED TO>	<Functional block>	Flight Management	N/A
<SATISFIES>	<Information Exchange Requirement>	IER-11.01.02-OSED-BMT1.0010	<Full>
<SATISFIES>	<Information Exchange Requirement>	IER-11.01.02-OSED-BMT1.0020	<Full>
<APPLIES TO>	<Operational Focus Area>	ENB03.01.01	N/A
<APPLIES TO>	<Operational Focus Area>	OFA03.01.04	N/A
<ALLOCATED TO>	<Project>	P11.01.03	N/A

1212

1213

[REQ]

Identifier	REQ-11.01.03-TS-S1EF.1065
Requirement	The information provided by the Extended Flight Plan Filing request message shall be in accordance with WS-N WSDL and XSD format.
Title	EFPL filing via SWIM
Status	<In Progress>
Rationale	SWIM-TI binding: REQ-14.01.04-TS-0901.0304
Category	<Interface>
Validation Method	<Expert Group (Judgement Analysis)>
Verification Method	<Test>

1214

1215

[REQ Trace]

Relationship	Linked Element Type	Identifier	Compliance
<SATISFIES>	<ATMS Requirement>	REQ-11.01.02-OSED-BMT1.0030	<Full>
<SATISFIES>	<ATMS Requirement>	REQ-11.01.02-OSED-BMT2.0030	<Full>
<SATISFIES>	<Enabler>	AOC-ATM-20	<Full>
<SATISFIES>	<Enabler>	SWIM-APS-04a	<Full>
<ALLOCATED TO>	<Functional block>	Flight Management	N/A
<SATISFIES>	<Information Exchange Requirement>	IER-07.06.02-OSED-EFPL.0010	<Full>
<SATISFIES>	<Information Exchange Requirement>	IER-07.06.02-OSED-EFPL.0060	<Full>
<SATISFIES>	<Information Exchange Requirement>	IER-07.06.02-OSED-EFPL.0070	<Full>
<SATISFIES>	<Information Exchange Requirement>	IER-11.01.02-OSED-BMT1.0010	<Full>
<SATISFIES>	<Information Exchange Requirement>	IER-11.01.02-OSED-BMT1.0020	<Full>
<ALLOCATED TO>	<Project>	P11.01.03	N/A
<APPLIES TO>	<Operational Focus Area>	ENB03.01.01	N/A
<APPLIES TO>	<Operational Focus Area>	OFA03.01.04	N/A
<SATISFIES>	<Service>	ExtendedFlightPlanSubmission	<Full>

1216

1217

[REQ]

Identifier	REQ-11.01.03-TS-S1EF.1070
Requirement	The information provided by the Extended Flight Plan Update request message shall be in accordance with WS-N WSDL and XSD format.
Title	EFPL update via SWIM
Status	<In Progress>
Rationale	SWIM-TI binding: REQ-14.01.04-TS-0901.0304
Category	<Interface>
Validation Method	<Expert Group (Judgement Analysis)>
Verification Method	<Test>

1218

1219

[REQ Trace]

Relationship	Linked Element Type	Identifier	Compliance
<SATISFIES>	<ATMS Requirement>	REQ-11.01.02-OSED-BMT1.0030	<Full>
<SATISFIES>	<ATMS Requirement>	REQ-11.01.02-OSED-BMT2.0030	<Full>
<SATISFIES>	<Enabler>	AOC-ATM-20	<Full>
<SATISFIES>	<Enabler>	SWIM-APS-04a	<Full>
<ALLOCATED TO>	<Functional block>	Flight Management	N/A
<SATISFIES>	<Information Exchange Requirement>	IER-07.06.02-OSED-EFPL.0010	<Full>
<SATISFIES>	<Information Exchange Requirement>	IER-07.06.02-OSED-EFPL.0060	<Full>

<SATISFIES>	<Information Exchange Requirement>	IER-07.06.02-OSED-EFPL.0070	<Full>
<APPLIES TO>	<Operational Focus Area>	ENB03.01.01	N/A
<APPLIES TO>	<Operational Focus Area>	OFA03.01.04	N/A
<ALLOCATED_TO>	<Project>	P11.01.03	N/A
<SATISFIES>	<Service>	ExtendedFlightPlanSubmission	<Full>

1220

1221

[REQ]

Identifier	REQ-11.01.03-TS-S1EF.1075
Requirement	The information provided by the Extended Flight Plan Validation request message shall be in accordance with WS-N WSDL and XSD format.
Title	EFPL validation via SWIM
Status	<In Progress>
Rationale	SWIM-TI binding: REQ-14.01.04-TS-0901.0304
Category	<Interface>
Validation Method	<Expert Group (Judgement Analysis)>
Verification Method	<Test>

1222

1223

[REQ Trace]

Relationship	Linked Element Type	Identifier	Compliance
<SATISFIES>	<ATMS Requirement>	REQ-11.01.02-OSED-BMT1.0030	<Full>
<SATISFIES>	<ATMS Requirement>	REQ-11.01.02-OSED-BMT2.0030	<Full>
<SATISFIES>	<Enabler>	AOC-ATM-20	<Full>
<SATISFIES>	<Enabler>	SWIM-APS-04a	<Full>
<ALLOCATED TO>	<Functional block>	Flight Management	N/A
<SATISFIES>	<Information Exchange Requirement>	IER-07.06.02-OSED-EFPL.0010	<Full>
<SATISFIES>	<Information Exchange Requirement>	IER-07.06.02-OSED-EFPL.0060	<Full>
<SATISFIES>	<Information Exchange Requirement>	IER-07.06.02-OSED-EFPL.0070	<Full>
<APPLIES TO>	<Operational Focus Area>	ENB03.01.01	N/A
<APPLIES TO>	<Operational Focus Area>	OFA03.01.04	N/A
<ALLOCATED_TO>	<Project>	P11.01.03	N/A
<SATISFIES>	<Service>	ExtendedFlightPlanSubmission	<Full>

1224

1225

[REQ]

Identifier	REQ-11.01.03-TS-S1BT.1010
Requirement	The FOC system shall receive ATC Reply messages from the ATC system.
Title	Reception of ATC reply
Status	<In Progress>
Rationale	Upon publication of a trajectory proposal to the ATC system it is expected to get an ATC Reply message in return. This data is directly linked to the flight for which a trajectory has been send to the ATC system.
Category	<Interface>
Validation Method	<Live Trial><Shadow Mode>
Verification Method	<Test>

1226

1227

[REQ Trace]

Relationship	Linked Element Type	Identifier	Compliance
<SATISFIES>	<ATMS Requirement>	REQ-11.01.02-OSED-BMT1.0040	<Partial>
<SATISFIES>	<ATMS Requirement>	REQ-11.01.02-OSED-BMT2.0060	<Full>
<SATISFIES>	<ATMS Requirement>	REQ-11.01.02-OSED-BMT2.0110	<Full>
<SATISFIES>	<ATMS Requirement>	REQ-11.01.02-OSED-BMT2.0180	<Full>
<SATISFIES>	<ATMS Requirement>	REQ-11.01.02-OSED-BMT1.0040	<Partial>
<SATISFIES>	<ATMS Requirement>	REQ-11.01.02-OSED-BMT2.0060	<Full>
<SATISFIES>	<ATMS Requirement>	REQ-11.01.02-OSED-BMT2.0110	<Full>
<SATISFIES>	<ATMS Requirement>	REQ-11.01.02-OSED-BMT2.0180	<Full>
<SATISFIES>	<Enabler>	AOC-ATM-11	<Full>
<SATISFIES>	<Enabler>	AOC-ATM-20	<Full>
<ALLOCATED_TO>	<Functional block>	Flight Management	N/A
<SATISFIES>	<Information Exchange Requirement>	IER-11.01.02-OSED-BMT1.0010	<Full>
<SATISFIES>	<Information Exchange Requirement>	IER-11.01.02-OSED-BMT1.0020	<Full>

	Requirement>		
<APPLIES TO>	<Operational Focus Area>	ENB03.01.01	N/A
<APPLIES_TO>	<Operational Focus Area>	OFA03.01.04	N/A
<ALLOCATED TO>	<Project>	P11.01.03	N/A

1228 3.9.2 Operations Management

1229 N/A

1230 3.9.3 Decision Support Management

1231 N/A

1232 3.9.4 Data Management

1233 N/A

1234 3.9.5 Communication Management

1235 N/A

1236 3.9.6 Flight Deck Management

1237 N/A

1238 4 Assumptions

1239 As already mentioned in Section 1.5, this Technical Specification has been produced in parallel to the
1240 WP11.01 Step 1 and Step 2 (as available) OSED [29] and before a mature draft of the WP11.01 Step
1241 1 and Step 2 (as available) INTEROP [30] was available. This is however not seen as a major issue,
1242 as all documents are produced by the same team of authors, therefore, it is ensured that the content
1243 is synchronized and that within the individual documents references and traces to the respective other
1244 documents are made in line with SJU guidelines wherever possible.

1245 However, of course, there is a slight risk that during the review and/or assessment period some
1246 changes in the OSED and/or the INTEROP might become necessary. In that case, these changes
1247 could then not be respected in the Technical Specification anymore due to the deliverable schedule,
1248 which foresees a handover date for the OSED and the INTEROP after the handover date for this TS.

1249 5 References

- 1250 [1] Template Toolbox 03.00.00
1251 <https://extranet.sesarju.eu/Programme%20Library/SESAR%20Template%20Toolbox.dot>
- 1252 [2] Requirements and V&V Guidelines 03.00.00
1253 <https://extranet.sesarju.eu/Programme%20Library/Requirements%20and%20VV%20Guidelines.doc>
1254
- 1255 [3] Templates and Toolbox User Manual 03.00.00
1256 <https://extranet.sesarju.eu/Programme%20Library/Templates%20and%20Toolbox%20User%20Manual.doc>
1257
- 1258 [4] EUROCONTROL ATM Lexicon
1259 <https://extranet.eurocontrol.int/http://atmlexicon.eurocontrol.int/en/index.php/SESAR>
- 1260 [5] SESAR Definition Phase – Task 2.4.x Milestone 3 – System Architecture (DLT-0612-244-00-10), September 2007
1261
- 1262 [6] IEEE / MIL Standards
- 1263 [7] P11.01.03 - D19 - Civil AU Operations Centre Technical Architecture Description (TAD),
1264 Edition 00.01.00
1265 https://extranet.sesarju.eu/WP_11FW/Project_11.01.03/Project%20Plan/Deliverables/P11.01.03%20-%20D19%20-%20Civil%20AU%20Operations%20Centre%20TAD_00.01.00.doc
1266
- 1267 [8] PB.04.02 - D106 - Transition ConOps SESAR 2020 - Consolidated deliverable with
1268 contribution from Operational Federating Projects, Edition 00.01.00
1269 https://extranet.sesarju.eu/WP_B/Project_B.04.02/Project%20Plan/ConOps/ConOps/Transition%20ConOps%20SESAR%202020%20-%20Consolidated%20deliverable%20with%20contribution%20from%20Operational%20Federating%20Projects.docx
1270
1271
1272
- 1273 [9] PB.04.03 - D98 - ADD SESAR 2020 Transition edition, Edition 00.04.02
1274 https://extranet.sesarju.eu/WP_B/Project_B.04.03/Project%20Plan/ADD%20SESAR2020%20Transition%20edition/D98--ADD%20SESAR%202020%20Transition%20edition%20-%20V00.04.02.doc
1275
1276
- 1277 [10] P04.07.02 - D37 - Free Route Operational Service and Environment Definition (OSED) for
1278 Step 1 - Iteration 2, Edition 00.02.00
1279 https://extranet.sesarju.eu/WP_04/Project_04.07.02/Project%20Plan/Submitted%20Deliverables/P04.07.02%20Free%20Route%20OSED%20Iteration%202/04.07.02-D37%20Free%20Route%20OSED_2_v00.02.01a_clean.docx
1280
1281
- 1282 [11] P04.07.02 - D63 - Free Route Safety and Performance Requirements (SPR) for Step 1,
1283 Edition 00.00.06c
1284 [https://extranet.sesarju.eu/releasehome/OFA03.01.03/Working%20Library/OFA%2003.01.03%20Deliverables/OFA%20SPR%20Step%201/04.07.02-D63%20Free%20Route%20Safety%20and%20Performances%20Requirements%20\(SPR\)%20for%20Step%201%20v00.00.06c.docx](https://extranet.sesarju.eu/releasehome/OFA03.01.03/Working%20Library/OFA%2003.01.03%20Deliverables/OFA%20SPR%20Step%201/04.07.02-D63%20Free%20Route%20Safety%20and%20Performances%20Requirements%20(SPR)%20for%20Step%201%20v00.00.06c.docx)
1285
1286
1287
- 1288 [12] P07.06.02 - D45 - Step 1 Business trajectory OSED 2015 update, Edition 00.04.00
1289 https://extranet.sesarju.eu/WP_07/Project_07.06.02/Project%20Plan/Trajectory-Step%201/BT%20OSED/Edition%204.0%20-%20D45/07%2006%2002%20-D45-Step%201%20Business%20trajectory%20OSED%202015%20update.docx
1290
1291

- 1292 [13]P07.06.02 - D74 - User Driven Prioritisation Process (UDPP) Step 2 V2 Interim OSED,
1293 Edition 00.01.00
1294 [https://extranet.sesarju.eu/WP_07/Project_07.06.02/Project%20Plan/UDPP-
Step%202/OSED/07-06-02-D74-UDPP%20Step%202%20V2-Interim%20OSED.docx](https://extranet.sesarju.eu/WP_07/Project_07.06.02/Project%20Plan/UDPP-
1295 Step%202/OSED/07-06-02-D74-UDPP%20Step%202%20V2-Interim%20OSED.docx)
- 1296 [14]P09.01 - D01 - Aircraft and System Performance and Functional requirements -step 1 (WA1),
1297 Edition 1.3
1298 [https://extranet.sesarju.eu/WP_09/Project_09.01/Project%20Plan/05%20-
%20Deliverables/09.01.D01%20Aircraft%20and%20System%20Performance%20and%20Fu
nctional%20requirements/09.01.D01-
Aircraft%20and%20System%20Performance%20and%20Functional%20requirements%20-
step%201%20\(WA1\).doc](https://extranet.sesarju.eu/WP_09/Project_09.01/Project%20Plan/05%20-
1299 %20Deliverables/09.01.D01%20Aircraft%20and%20System%20Performance%20and%20Fu
1300 nctional%20requirements/09.01.D01-
1301 Aircraft%20and%20System%20Performance%20and%20Functional%20requirements%20-
1302 step%201%20(WA1).doc)
- 1303 [15]P09.48 - D05 - Validation Report for AIS/MET Services and Data distribution, Edition 02.00.00
1304 [https://extranet.sesarju.eu/WP_09/Project_09.48/Project%20Plan/Deliverables%20final%20v
ersions/09.48-D05-
Validation%20Report%20for%20AIS%20MET%20Services%20and%20Data%20Distribution.
doc](https://extranet.sesarju.eu/WP_09/Project_09.48/Project%20Plan/Deliverables%20final%20v
1305 ersions/09.48-D05-
1306 Validation%20Report%20for%20AIS%20MET%20Services%20and%20Data%20Distribution.
1307 doc)
- 1308 [16]P09.48 - D08 - Functional Requirement Document on AIS/MET Services and Data
1309 Distribution, Edition 02.00.00
1310 [https://extranet.sesarju.eu/WP_09/Project_09.48/Project%20Plan/Deliverables%20final%20v
ersions/09.48-D08-Functional%20Requirements%20Document%20Update.docx](https://extranet.sesarju.eu/WP_09/Project_09.48/Project%20Plan/Deliverables%20final%20v
1311 ersions/09.48-D08-Functional%20Requirements%20Document%20Update.docx)
- 1312 [17]P09.48 - D09 - High Level Architecture Document, Edition 02.00.00
1313 [https://extranet.sesarju.eu/WP_09/Project_09.48/Project%20Plan/Deliverables%20final%20v
ersions/09.48-D09-High%20Level%20Architecture.docx](https://extranet.sesarju.eu/WP_09/Project_09.48/Project%20Plan/Deliverables%20final%20v
1314 ersions/09.48-D09-High%20Level%20Architecture.docx)
- 1315 [18]P13.02.02 - D118 - OSED - Digital Integrated Briefing, Edition 00.00.01
1316 [https://extranet.sesarju.eu/WP_13/Project_13.02.02/Project%20Plan/Final%20Deliverables/1
3.02.02-D118-OSED_v0.1.doc](https://extranet.sesarju.eu/WP_13/Project_13.02.02/Project%20Plan/Final%20Deliverables/1
1317 3.02.02-D118-OSED_v0.1.doc)
- 1318 [19]P11.01.03 - D01 - Step 1 Use Cases and System requirements for FOC system, Edition
1319 00.00.21
1320 [https://extranet.sesarju.eu/WP_11FW/Project_11.01.03/Project%20Plan/Deliverables/D11%2
001%2003-1-20130321.doc](https://extranet.sesarju.eu/WP_11FW/Project_11.01.03/Project%20Plan/Deliverables/D11%2
1321 001%2003-1-20130321.doc)
- 1322 [20]P11.01.03 - D07 - BMT (FOC) Step 2 Technical Specification, Edition 01.00.00
1323 [https://extranet.sesarju.eu/WP_11FW/Project_11.01.03/Project%20Plan/Deliverables/D07%2
0-%20D11.1.3-2ca-BMT%20-%20Edition%2001.00.00%20Technical%20Specification.docx](https://extranet.sesarju.eu/WP_11FW/Project_11.01.03/Project%20Plan/Deliverables/D07%2
1324 0-%20D11.1.3-2ca-BMT%20-%20Edition%2001.00.00%20Technical%20Specification.docx)
- 1325 [21]P11.01.03 - D10 - EFPL (FOC) Step 1 Technical Specification, Edition 00.01.02
1326 [https://extranet.sesarju.eu/WP_11FW/Project_11.01.03/Project%20Plan/Deliverables/D10%2
0-%20D11.1.3-2ca-EFPL%20-
%20EFPL%20\(FOC\)%20Step%201%20Technical%20Specification_v00.01.02.doc](https://extranet.sesarju.eu/WP_11FW/Project_11.01.03/Project%20Plan/Deliverables/D10%2
1327 0-%20D11.1.3-2ca-EFPL%20-
1328 %20EFPL%20(FOC)%20Step%201%20Technical%20Specification_v00.01.02.doc)
- 1329 [22]P11.01.03 - D13 - FR (FOC) Step 1 Technical Specification, Edition 00.00.04
1330 [https://extranet.sesarju.eu/WP_11FW/Project_11.01.03/Project%20Plan/Deliverables/D11%2
01%2003-2ca-FR%20-%20FR%20\(FOC\)%20Step%201%20Technical%20Specification.doc](https://extranet.sesarju.eu/WP_11FW/Project_11.01.03/Project%20Plan/Deliverables/D11%2
1331 01%2003-2ca-FR%20-%20FR%20(FOC)%20Step%201%20Technical%20Specification.doc)
- 1332 [23]P11.01.03 - D06 - AFUA (FOC) Step 1 Technical Specification, Edition 00.02.00
1333 [https://extranet.sesarju.eu/WP_11FW/Project_11.01.03/Project%20Plan/Deliverables/D06%2
0-%20D11%201%2003-2ca-AFUA%20-
%20Edition%2000.02.00%20Technical%20Specification.doc](https://extranet.sesarju.eu/WP_11FW/Project_11.01.03/Project%20Plan/Deliverables/D06%2
1334 0-%20D11%201%2003-2ca-AFUA%20-
1335 %20Edition%2000.02.00%20Technical%20Specification.doc)
- 1336 [24]P11.01.03 - D22 - FMS Weather Uplink Step 1 Technical Specification, Edition 00.01.00
1337 https://extranet.sesarju.eu/WP_11FW/Project_11.01.03/Project%20Plan/Deliverables/D11%2

- 1338 [01%203-2ca-](#)
- 1339 [WUF%20FMS%20Weather%20Uplink%20Step%201%20Technical%20Specification.doc](#)
- 1340 [25]P11.01.03 - D21 - TS Step1 and Step 2 as available for FOC system Sabre, Edition 00.00.30
- 1341 https://extranet.sesarju.eu/WP_11FW/Project_11.01.03/Project%20Plan/Deliverables/D11%201%203-2ca-EFPL-AIM-UDPP-
- 1342 [FR%20TS%20Step1%20and%20Step%202%20as%20available%20for%20FOC%20system](https://extranet.sesarju.eu/WP_11FW/Project_11.01.03/Project%20Plan/Deliverables/D11%201%203-2ca-EFPL-AIM-UDPP-)
- 1343 [Sabre.doc](https://extranet.sesarju.eu/WP_11FW/Project_11.01.03/Project%20Plan/Deliverables/D11%201%203-2ca-EFPL-AIM-UDPP-)
- 1344
- 1345 [26]P11.01.03 - D21 - TS Step1 and Step 2 as available for FOC system Honeywell, Edition
- 1346 00.00.05
- 1347 https://extranet.sesarju.eu/WP_11FW/Project_11.01.03/Project%20Plan/Deliverables/D11%201%203-2ca-EFPL-AIM-UDPP-
- 1348 [FR%20TS%20Step1%20and%20Step%202%20as%20available%20for%20FOC%20system](https://extranet.sesarju.eu/WP_11FW/Project_11.01.03/Project%20Plan/Deliverables/D11%201%203-2ca-EFPL-AIM-UDPP-)
- 1349 [HWY.docx](https://extranet.sesarju.eu/WP_11FW/Project_11.01.03/Project%20Plan/Deliverables/D11%201%203-2ca-EFPL-AIM-UDPP-)
- 1350
- 1351 [27]P11.01.03 - D17 - System Interface Requirements Step 1 and 2 as available (AIM), Edition
- 1352 00.00.03
- 1353 https://extranet.sesarju.eu/WP_11FW/Project_11.01.03/Project%20Plan/Deliverables/D11%201%203-3ca-
- 1354 [FOC%20System%20Interface%20Requirements%20Step%201%20and%202%20as%20avail](https://extranet.sesarju.eu/WP_11FW/Project_11.01.03/Project%20Plan/Deliverables/D11%201%203-3ca-)
- 1355 [able%20\(AIM\).doc](https://extranet.sesarju.eu/WP_11FW/Project_11.01.03/Project%20Plan/Deliverables/D11%201%203-3ca-)
- 1356
- 1357 [28]P11.01.01 - D01 - DOD - Step 1 - Definition of trajectory requirements for step 1, Edition
- 1358 00.00.04 [https://extranet.sesarju.eu/WP_11FW/Project_11.01.01/Project%20Plan/03%20-](https://extranet.sesarju.eu/WP_11FW/Project_11.01.01/Project%20Plan/03%20-%20Deliverables/D11.01.01-1%20Edition%204.doc)
- 1359 [%20Deliverables/D11.01.01-1%20Edition%204.doc](https://extranet.sesarju.eu/WP_11FW/Project_11.01.01/Project%20Plan/03%20-%20Deliverables/D11.01.01-1%20Edition%204.doc)
- 1360 [29]P11.01.02 - D08 - Final FOC Step 1 and Step 2, as available, OSED
- 1361 Note: This document is still in production at time of writing, link to version sent out for external
- 1362 review:
- 1363 [https://extranet.sesarju.eu/WP_11FW/Project_11.01.02/Project%20Plan/03%20-](https://extranet.sesarju.eu/WP_11FW/Project_11.01.02/Project%20Plan/03%20-%20Deliverables/FOC/Step%202/D11.01.02-1cb-D08-)
- 1364 [%20Deliverables/FOC/Step%202/D11.01.02-1cb-D08-](https://extranet.sesarju.eu/WP_11FW/Project_11.01.02/Project%20Plan/03%20-%20Deliverables/FOC/Step%202/D11.01.02-1cb-D08-)
- 1365 [Final%20FOC%20Step%201%20and%20Step%202,%20as%20available,%20OSED%20DC.](https://extranet.sesarju.eu/WP_11FW/Project_11.01.02/Project%20Plan/03%20-%20Deliverables/FOC/Step%202/D11.01.02-1cb-D08-)
- 1366 [doc](https://extranet.sesarju.eu/WP_11FW/Project_11.01.02/Project%20Plan/03%20-%20Deliverables/FOC/Step%202/D11.01.02-1cb-D08-)
- 1367 [30]P11.01.02 - D08 - Final FOC Step 1 and Step 2, as available, INTEROP
- 1368 Note: This document is still in production at time of writing, link to latest version:
- 1369 [https://extranet.sesarju.eu/WP_11FW/Project_11.01.02/Project%20Plan/03%20-](https://extranet.sesarju.eu/WP_11FW/Project_11.01.02/Project%20Plan/03%20-%20Deliverables/FOC/Step%202/D11.01.02-1cb-D08-)
- 1370 [%20Deliverables/FOC/Step%202/D11.01.02-1cb-D08-](https://extranet.sesarju.eu/WP_11FW/Project_11.01.02/Project%20Plan/03%20-%20Deliverables/FOC/Step%202/D11.01.02-1cb-D08-)
- 1371 [Final%20FOC%20Step%201%20and%20Step%202,%20as%20available,%20INTEROP.doc](https://extranet.sesarju.eu/WP_11FW/Project_11.01.02/Project%20Plan/03%20-%20Deliverables/FOC/Step%202/D11.01.02-1cb-D08-)
- 1372 [31]P11.01.02 - D01 - FOC Safety and Performance Requirements (SPR) Step 1, Edition
- 1373 00.01.00
- 1374 [https://extranet.sesarju.eu/WP_11FW/Project_11.01.02/Project%20Plan/03%20-](https://extranet.sesarju.eu/WP_11FW/Project_11.01.02/Project%20Plan/03%20-%20Deliverables/FOC/Step%201/D11.1.2-1%20SPR.doc)
- 1375 [%20Deliverables/FOC/Step%201/D11.1.2-1%20SPR.doc](https://extranet.sesarju.eu/WP_11FW/Project_11.01.02/Project%20Plan/03%20-%20Deliverables/FOC/Step%201/D11.1.2-1%20SPR.doc)

1376 5.1 Use of copyright / patent material /classified material

1377 5.1.1 Classified Material

1378 There is no classified material included in this document.

1379 Appendix A Allocation of Requirements to Topics

1380 A.1 Requirements for AFUA (Advanced Flexible Use of 1381 Airspace)

- 1382 • REQ-11.01.03-TS-S1AF.1005
- 1383 • REQ-11.01.03-TS-S1NR.3010
- 1384 • REQ-11.01.03-TS-S1AF.4005

1385 A.2 Requirements for BMT (Business/Mission Trajectory)

- 1386 • REQ-11.01.03-TS-S1TS.1005
- 1387 • REQ-11.01.03-TS-S2TS.1005
- 1388 • REQ-11.01.03-TS-S2TS.1010
- 1389 • REQ-11.01.03-TS-S2NR.1005
- 1390 • REQ-11.01.03-TS-S2NR.1010
- 1391 • REQ-11.01.03-TS-S1NR.1010
- 1392 • REQ-11.01.03-TS-S1TS.1010
- 1393 • REQ-11.01.03-TS-S1TS.1015
- 1394 • REQ-11.01.03-TS-S1TS.1020
- 1395 • REQ-11.01.03-TS-S1TS.1025
- 1396 • REQ-11.01.03-TS-S1EF.1005
- 1397 • REQ-11.01.03-TS-S1EF.1010
- 1398 • REQ-11.01.03-TS-S1EF.1015
- 1399 • REQ-11.01.03-TS-S1EF.1020
- 1400 • REQ-11.01.03-TS-S1EF.1025
- 1401 • REQ-11.01.03-TS-S1EF.1030
- 1402 • REQ-11.01.03-TS-S1EF.1035
- 1403 • REQ-11.01.03-TS-S1EF.1040
- 1404 • REQ-11.01.03-TS-S1NR.1015
- 1405 • REQ-11.01.03-TS-S1TS.2005

- 1406 • REQ-11.01.03-TS-S1NR.3010
- 1407 • REQ-11.01.03-TS-S2NR.3005
- 1408 • REQ-11.01.03-TS-S2BT.3005
- 1409 • REQ-11.01.03-TS-S1TS.4005
- 1410 • REQ-11.01.03-TS-S1FR.1015
- 1411 • REQ-11.01.03-TS-S1EF.1055
- 1412 • REQ-11.01.03-TS-S1EF.5005
- 1413 • REQ-11.01.03-TS-S1EF.5010
- 1414 • REQ-11.01.03-TS-S2NR.1015
- 1415 • REQ-11.01.03-TS-S2BT.1005
- 1416 • REQ-11.01.03-TS-S1NR.1025
- 1417 • REQ-11.01.03-TS-S1NR.3015
- 1418 • REQ-11.01.03-TS-S1HT.5010
- 1419 • REQ-11.01.03-TS-S1BT.1005
- 1420 • REQ-11.01.03-TS-S1BT.1010
- 1421 • REQ-11.01.03-TS-S1EF.1065
- 1422 • REQ-11.01.03-TS-S1EF.1070
- 1423 • REQ-11.01.03-TS-S1EF.1075

1424 **A.3 Requirements for EFPL (Extended Flight Plan)**

- 1425 • REQ-11.01.03-TS-S1TS.1010
- 1426 • REQ-11.01.03-TS-S1TS.1015
- 1427 • REQ-11.01.03-TS-S1TS.1020
- 1428 • REQ-11.01.03-TS-S1TS.1025
- 1429 • REQ-11.01.03-TS-S1EF.1005
- 1430 • REQ-11.01.03-TS-S1EF.1010
- 1431 • REQ-11.01.03-TS-S1EF.1015
- 1432 • REQ-11.01.03-TS-S1EF.1020
- 1433 • REQ-11.01.03-TS-S1EF.1025

- 1434 • REQ-11.01.03-TS-S1EF.1030
- 1435 • REQ-11.01.03-TS-S1EF.1035
- 1436 • REQ-11.01.03-TS-S1EF.1040
- 1437 • REQ-11.01.03-TS-S1EF.1045
- 1438 • REQ-11.01.03-TS-S1EF.1050
- 1439 • REQ-11.01.03-TS-S1EF.1055
- 1440 • REQ-11.01.03-TS-S1EF.5010
- 1441 • REQ-11.01.03-TS-S1EF.1060
- 1442 • REQ-11.01.03-TS-S1BT.1005
- 1443 • REQ-11.01.03-TS-S1EF.1065
- 1444 • REQ-11.01.03-TS-S1EF.1070
- 1445 • REQ-11.01.03-TS-S1EF.1075

1446 **A.4 Requirements for Free Route**

- 1447 • REQ-11.01.03-TS-S1FR.1005
- 1448 • REQ-11.01.03-TS-S1NR.1005
- 1449 • REQ-11.01.03-TS-S1FR.1010
- 1450 • REQ-11.01.03-TS-S1FR.4005
- 1451 • REQ-11.01.03-TS-S1FR.4010
- 1452 • REQ-11.01.03-TS-S1FR.4015
- 1453 • REQ-11.01.03-TS-S1FR.4020
- 1454 • REQ-11.01.03-TS-S1FR.4025
- 1455 • REQ-11.01.03-TS-S1FR.4030
- 1456 • REQ-11.01.03-TS-S1FR.1015

1457 **A.5 Requirements for UDPP (User Driven Prioritisation Process)**

- 1458
- 1459 • REQ-11.01.03-TS-S1ST.2005
- 1460 • REQ-11.01.03-TS-S1ST.2010
- 1461 • REQ-11.01.03-TS-S1ST.2015

1462 • REQ-11.01.03-TS-S1ST.2020

1463 • REQ-11.01.03-TS-S1NR.3005

1464 • REQ-11.01.03-TS-S2NR.2005

1465 **A.6 Requirements for AIM (Aeronautical Information Management)**

1467 • REQ-11.01.03-TS-S1HT.1005

1468 • REQ-11.01.03-TS-S1HT.1010

1469 • REQ-11.01.03-TS-S1NR.1020

1470 • REQ-11.01.03-TS-S1HT.4005

1471 • REQ-11.01.03-TS-S1HT.4010

1472 • REQ-11.01.03-TS-S1HT.4015

1473 • REQ-11.01.03-TS-S1NR.4005

1474 • REQ-11.01.03-TS-S1HT.4020

1475 • REQ-11.01.03-TS-S1HT.5005

1476 • REQ-11.01.03-TS-S1HT.5010

1477 • REQ-11.01.03-TS-S1TS.4010

1478 • Related Interface Requirements can be found in a separate IRS document [27]

1479 **A.7 Requirements for HMI (Human Machine Interface)**

1480 • REQ-11.01.03-TS-S1HT.1005

1481 • REQ-11.01.03-TS-S1HT.1010

1482 • REQ-11.01.03-TS-S1TS.1030

1483 • REQ-11.01.03-TS-S1TS.1035

1484 • REQ-11.01.03-TS-S1NR.1020

1485 • REQ-11.01.03-TS-S1EF.1045

1486 • REQ-11.01.03-TS-S1NR.1020

1487 • REQ-11.01.03-TS-S1EF.1050

1488 • REQ-11.01.03-TS-S1HT.4005

1489 • REQ-11.01.03-TS-S1HT.4010

- 1490 • REQ-11.01.03-TS-S1HT.4015
- 1491 • REQ-11.01.03-TS-S1NR.4005

1492 **Appendix B Deleted Requirements from WP11.01.03**
 1493 **Technical Specifications**

1494 **B.1 FOC TS Specification Step 1**

1495 [REQ]

Identifier	REQ-11.01.03-TS-0105.0005
Requirement	The FOC system shall generate Nominal Preferred Route Information (NPR Information), when the generation has been started in the NPR Data Entry Control. Depending on Airspace Users' processes and system capabilities the generated NPR information shall include minimum: Airline designator Flight Number Period of Operation Days of Operation Service Type ICAO Aircraft Type ICAO Code of Departure Airport ICAO Airport of Destination Airport Scheduled Time of Departure Scheduled Time of Arrival Statistical Blocktime The FOC system shall store the Nominal Preferred Route Information and report it to the Operator Console.
Title	Nominal Preferred Route calculation
Status	<Deleted>
Rationale	Delete Reason: The concept of Nominal Preferred Route Information is conflicting with the dynamic approaches of free route, AFUA etc. as a nominal case cannot be pre-defined. Depending on Airspace Users' processes and system capabilities, Nominal Preferred Route may be provided with different levels of granularity.
Category	<Functional>
Validation Method	<Live Trial>
Verification Method	<Test>

1496 [REQ Trace]
 1497

Relationship	Linked Element Type	Identifier	Compliance
<SATISFIES>	<ATMS Requirement>	REQ-11.01.02-OSED-D001.0001	<Partial>

1498 [REQ]
 1499

Identifier	REQ-11.01.03-TS-0105.0010
Requirement	The FOC system shall calculate a 4D route when the EFPL Selector is selected. The FOC system shall store the 4D Route to the Nominal Preferred Route Information and report the Nominal Preferred Route Information to the Operator Console.
Title	4D Route Calculation
Status	<Deleted>
Rationale	Delete Reason: The requirement is describing how to generate NPR data. There would be several options to do that. The described one is only one of them. Hence this requirement leaves the context of the TS document. Depending on Airspace Users processes and system capabilities the type of route may be provided as 4D route. The Nominal Preferred Route Information must be stored and reported to the HMI. This provides the Airspace User the possibility for verification of output and to do necessary adaptations.
Category	<Functional>

Validation Method	<Live Trial>
Verification Method	<Test>

1500

1501

[REQ Trace]

Relationship	Linked Element Type	Identifier	Compliance
<SATISFIES>	<ATMS Requirement>	REQ-07.06.02-OSED-0001.0005	<Partial>

1502

1503

[REQ]

Identifier	REQ-11.01.03-TS-0105.0020
Requirement	The FOC shall calculate Flight Performance Data when the EFPL Flight Performance Data Selector is selected, else it shall add the Gross Weight to every routing point of the 4D trajectory and store this data to the Nominal Preferred Route Information.
Title	Flight Performance Data selection
Status	<Deleted>
Rationale	Delete Reason: This requirement is mixing different aspects. Besides the NPR topic it covers EFPL related aspects. EFPL related aspects are covered by requirements in chapter 3 of this document. NPR concept has still not reached maturity in superior documents and can hence not be worked out in this TS. Depending on the selection the Airspace User the FOC system either adds the Flight Performance Data or the Gross Weight to the Nominal Preferred Route Information.
Category	<Functional>
Validation Method	<Live Trial>
Verification Method	<Test>

1504

1505

[REQ Trace]

Relationship	Linked Element Type	Identifier	Compliance
<SATISFIES>	<ATMS Requirement>	REQ-07.06.02-OSED-0001.0005	<Partial>

1506

1507

[REQ]

Identifier	REQ-11.01.03-TS-0255.0005
Requirement	The FOC system shall receive TTA messages from the Network Manager and store them.
Title	Receive TTA
Status	<Deleted>
Rationale	Delete Reason: Change of identifier (now REQ-11.01.03-TS-S1TS.2005) / wording harmonized. Flight Data Support Management is responsible for evaluating, processing and distributing up-to date flight data. Once a flight plan is filed to NM it could be that NM returns a TTA. The system must be able to receive such a Target Time Constraint message.
Category	<Functional>
Validation Method	<Shadow Mode>
Verification Method	<Test>

1508

1509

[REQ Trace]

Relationship	Linked Element Type	Identifier	Compliance
<SATISFIES>	<ATMS Requirement>	REQ-11.01.02-OSED-D001.0040	<Full>

1510

1511

[REQ]

Identifier	REQ-11.01.03-TS-0255.0010
Requirement	The FOC shall store ATM constraints.
Title	Receive ATM constraints
Status	<Deleted>
Rationale	Delete Reason: Not necessary anymore as redundant with REQ-11.01.03-TS-S1TS.4005. Planning constraints applied to a flight by ATM should be processed and added to the FOC restriction database to be considered during trajectory generation

Category	<Functional>
Validation Method	<Shadow Mode>
Verification Method	<Test>

1512

1513 [REQ Trace]

Relationship	Linked Element Type	Identifier	Compliance
<SATISFIES>	<ATMS Requirement>	REQ-11.01.02-OSED-D001.0055	<Partial>

1514

1515 [REQ]

Identifier	REQ-11.01.03-TS-0305.0010
Requirement	The FOC system shall generate flight trajectory data according to all PTR when selected with the PTR Selector.
Title	PTR in trajectory generation
Status	<Deleted>
Rationale	Delete Reason: Change of identifier (now REQ-11.01.03-TS-S1TS.1005) / wording harmonized. The PTRs will be published by the NM manager to improve the trip fuel generation in the FOC system. PTRs can be considered directly, by adapting the generated vertical profile or indirectly by considering additional fuel amount and not adapting the vertical profile. PTRs must not be mandatorily considered in trajectory generation. If an FOC includes the PTR functionality, it shall be possible to enable or disable it.
Category	<Functional>
Validation Method	<Live Trial><Shadow Mode>
Verification Method	<Test>

1516

1517 [REQ Trace]

Relationship	Linked Element Type	Identifier	Compliance
<SATISFIES>	<ATMS Requirement>	REQ-11.01.02-OSED-D001.0035	<Full>

1518

1519 [REQ]

Identifier	REQ-11.01.03-TS-0305.0015
Requirement	The FOC system shall generate trajectories that fulfil TTA constraints relevant for the respective flight when selected with the TTA Constraint Selector.
Title	TTA in Trajectory Generation
Status	<Deleted>
Rationale	Delete Reason: Change of identifier (now REQ-11.01.03-TS-S2TS.1005) / wording harmonized. The FOC system shall consider TTAs throughout the trajectory generation process if enabled by the Airspace User.
Category	<Functional>
Validation Method	<Live Trial><Shadow Mode>
Verification Method	<Test>

1520

1521 [REQ Trace]

Relationship	Linked Element Type	Identifier	Compliance
<SATISFIES>	<ATMS Requirement>	REQ-11.01.02-OSED-D001.0040	<Full>

1522

1523 [REQ]

Identifier	REQ-11.01.03-TS-0305.0020
Requirement	The FOC system shall store all TTA/ CTA to the flight.
Title	CTA flight recalculation
Status	<Deleted>
Rationale	Delete Reason: Content already covered by REQ-11.01.03-TS-S1TS.2005. If a flight is affected by a CTA a recalculation will be needed to consider this new input in the trajectory data. In case of an autonomous running FOC system this action can be automatically started if selected.
Category	<Functional>

Validation Method	
Verification Method	<Test>

1524

1525

[REQ Trace]

Relationship	Linked Element Type	Identifier	Compliance
<SATISFIES>	<ATMS Requirement>	REQ-11.01.02-OSED-D001.0040	<Partial>

1526

1527

[REQ]

Identifier	REQ-11.01.03-TS-0305.0022
Requirement	The FOC system shall trigger the trajectory generation process upon reception of TTA/CTA when selected with the TTA/CTA Recalculation Selector.
Title	CTA flight calculation
Status	<Deleted>
Rationale	Delete Reason: Change of identifier (now REQ-11.01.03-TS-S2TS.1010) / wording harmonized. If a flight is affected by a CTA a recalculation will be needed to consider this new input in the trajectory data. In case of an autonomous running FOC system this action can be automatically started if selected.
Category	<Functional>
Validation Method	
Verification Method	<Test>

1528

1529

[REQ Trace]

Relationship	Linked Element Type	Identifier	Compliance
<SATISFIES>	<ATMS Requirement>	REQ-11.01.02-OSED-D001.0040	<Partial>

1530

1531

[REQ]

Identifier	REQ-11.01.03-TS-0305.0030
Requirement	The FOC shall generate EFPL based on FOC internal flight trajectory data when selected with the EFPL selector.
Title	EFPL generation
Status	<Deleted>
Rationale	Delete Reason: Change of identifier (now REQ-11.01.03-TS-S1TS.1010). The EFPL data is based on the trajectory generated by the FOC system. The flight plan transmission functionality shall be able to use this data as input for the flight plan message
Category	<Functional>
Validation Method	<Live Trial><Shadow Mode>
Verification Method	<Test>

1532

1533

[REQ Trace]

Relationship	Linked Element Type	Identifier	Compliance
<SATISFIES>	<ATMS Requirement>	REQ-11.01.02-OSED-D001.0025	<Full>
<SATISFIES>	<ATMS Requirement>	REQ-11.01.02-OSED-D001.0020	<Full>

1534

1535

[REQ]

Identifier	REQ-11.01.03-TS-0310.0010
Requirement	The FOC system shall send the EFPL only to ATC Units that are selected with the EFPL ATC Accept selector.
Title	Use of EFPL
Status	<Deleted>
Rationale	Delete Reason: Change of identifier (now REQ-11.01.03-TS-S1TS.1015). Not every ATC Authority or Network Manager is able to process a flight plan in EFPL format. Therefore the EFPL shall only be send to ATC authorities/ Network Manager that request this type of flight plan. Furthermore the Airspace User shall have the capability to decide whether the EFPL is sent to respective ATC Authorities/ Network Manager or not.

Category	<Functional>
Validation Method	
Verification Method	<Test>

1536

1537 [REQ Trace]

Relationship	Linked Element Type	Identifier	Compliance
<SATISFIES>	<ATMS Requirement>	REQ-11.01.02-OSED-D001.0020	<Full>
<SATISFIES>	<ATMS Requirement>	REQ-11.01.02-OSED-D001.0025	<Full>

1538

1539 [REQ]

Identifier	REQ-11.01.03-TS-0310.0020
Requirement	The FOC shall generate and attach Flight Performance Data to the Extended Flight Plan when the EFPL Flight Performance Data Selector is selected.
Title	Data Generation
Status	<Deleted>
Rationale	Delete Reason: Change of identifier (now REQ-11.01.03-TS-S1TS.1020). Flight Performance Data is part of the Extended Flight Plan. The Flight Performance Data must not necessarily be added to the Extended Flight Plan. The Airspace User can decide whether Flight Performance Data is exchanged with the Network Manager.
Category	<Functional>
Validation Method	
Verification Method	<Test>

1540

1541 [REQ Trace]

Relationship	Linked Element Type	Identifier	Compliance
<SATISFIES>	<ATMS Requirement>	REQ-11.01.02-OSED-D001.0020	<Full>
<SATISFIES>	<ATMS Requirement>	REQ-11.01.02-OSED-D001.0025	<Full>

1542

1543 [REQ]

Identifier	REQ-11.01.03-TS-0310.0025
Requirement	The FOC shall generate and attach Gross Weight information to every point of the 4D profile in the EFPL if the EFPL Flight Performance Data selector is not selected.
Title	Gross Weight Information
Status	<Deleted>
Rationale	Delete Reason: Change of identifier (now REQ-11.01.03-TS-S1TS.1025). Performance Data are part of the Extended Flight Plan. The Performance Data must not necessarily be added to the Extended Flight Plan. The Airspace User disables the exchange of Performance Data with the Network Manager the Gross Weight must be added to every point of the 4D profile.
Category	<Functional>
Validation Method	
Verification Method	<Test>

1544

1545 [REQ Trace]

Relationship	Linked Element Type	Identifier	Compliance
<SATISFIES>	<ATMS Requirement>	REQ-11.01.02-OSED-D001.0020	<Full>
<SATISFIES>	<ATMS Requirement>	REQ-11.01.02-OSED-D001.0025	<Full>

1546

1547 [REQ]

Identifier	REQ-11.01.03-TS-0305.0025
Requirement	The FOC system shall return information to the HMI upon reception of TTA/CTA if selected with the TTA/CTA Output Selector.
Title	CTA flight indication
Status	<Deleted>
Rationale	Delete Reason: This requirement leaves the scope of the TS document. A flight that is affected by a CTA must be indicated in the FOC system as the

	flight dispatcher, in flight monitoring or the irregularly cost manager must react on the new target time and recalculate the trajectory.
Category	<Functional>
Validation Method	
Verification Method	<Test>

1548

1549 [REQ Trace]

Relationship	Linked Element Type	Identifier	Compliance
<SATISFIES>	<ATMS Requirement>	REQ-11.01.02-OSED-D001.0040	<Partial>

1550

1551 [REQ]

Identifier	REQ-11.01.03-TS-0410.0020
Requirement	The FOC System shall calculate the surface out time when new de-icing throughput information is received
Title	Request Airport Capacity Data
Status	<Deleted>
Rationale	Delete Reason: Replaced with REQ-11.01.03-TS-S1NR.1010. In order to support A-CDM and UDPP the FOC system must be up-to-date with the latest airport capacity data. This is required to predict turnaround times and passenger connection probability.
Category	<Functional>
Validation Method	<Shadow Mode>
Verification Method	<Test>

1552

1553 [REQ Trace]

Relationship	Linked Element Type	Identifier	Compliance
<SATISFIES>	<ATMS Requirement>	REQ-11.01.02-OSED-D001.0120	<Full>

1554

1555 [REQ]

Identifier	REQ-11.01.03-TS-0410.0025
Requirement	The FOC System shall calculate the surface out and surface in times when new airport taxi time information is received.
Title	Request Airport Taxi Data
Status	<Deleted>
Rationale	Delete Reason: Replaced with REQ-11.01.03-TS-S1NR.1010. In order to support accurate turnaround planning, A-CDM and UDPP the FOC system must be up-to-date with the latest airport taxi information.
Category	<Functional>
Validation Method	<Shadow Mode>
Verification Method	<Test>

1556

1557 [REQ Trace]

Relationship	Linked Element Type	Identifier	Compliance
<SATISFIES>	<ATMS Requirement>	REQ-11.01.02-OSED-D001.0130	<Full>
<SATISFIES>	<ATMS Requirement>	REQ-11.01.02-OSED-D001.0135	<Full>

1558

1559 [REQ]

Identifier	REQ-11.01.03-TS-0410.0030
Requirement	The FOC System shall calculate the surface out and surface in times when new gate assignments are received
Title	Request Gate Assignments and Parking Positions
Status	<Deleted>
Rationale	Delete Reason: Replaced with REQ-11.01.03-TS-S1NR.1010. In order to support accurate turnaround planning, A-CDM and UDPP the FOC system must be up-to-date with the latest gate assignments and parking position information.
Category	<Functional>
Validation Method	<Shadow Mode>

Verification Method	<Test>
---------------------	--------

1560

1561 [REQ Trace]

Relationship	Linked Element Type	Identifier	Compliance
<SATISFIES>	<ATMS Requirement>	REQ-11.01.02-OSED-D001.0140	<Full>

1562

1563 [REQ]

Identifier	REQ-11.01.03-TS-0505.0005
Requirement	The FOC System shall store ATM constraints upon receipt from the Network Manager.
Title	Receive ATM constraints
Status	<Deleted>
Rationale	Delete Reason: Change of identifier (now REQ-11.01.03-TS-S1TS.4005) / wording harmonized. The FOC system stores received ATM constraints/restrictions in its internal database where it is available for retrieval by other FOC system components (e.g. Trajectory Generator)
Category	<Functional>
Validation Method	<Real Time Simulation>
Verification Method	<Test>

1564

1565 [REQ Trace]

Relationship	Linked Element Type	Identifier	Compliance
<ALLOCATED_TO>	<Functional block>	Information and Communication Management	N/A
<SATISFIES>	<ATMS Requirement>	REQ-11.01.02-OSED-D001.0055	<Full>
<SATISFIES>	<Enabler>	AOC-ATM-11	<Partial>

1566

1567 [REQ]

Identifier	REQ-11.01.03-TS-0510.0004
Requirement	The FOC System shall store Upper Air Data Request upon receipt from the aircraft.
Title	Storing of Upper Air Data Request.
Status	<Deleted>
Rationale	Delete Reason: The Request must not necessarily be saved; the focus is on the reaction of the FOC (see deleted REQ-11.01.03-TS-0510.0005 below). The FOC system must be able to receive Upper Air Data requests sent from aircraft and store them in the internal storage for later response generation.
Category	<Functional>
Validation Method	<Real Time Simulation>
Verification Method	<Test>

1568

1569 [REQ Trace]

Relationship	Linked Element Type	Identifier	Compliance
<ALLOCATED_TO>	<Functional block>	Information and Communication Management	N/A
<SATISFIES>	<ATMS Requirement>	FRD-INITIAL4D-846	<Partial>
<SATISFIES>	<ATMS Requirement>	REQ-11.01.02-OSED-D001.0155	<Full>

1570

1571 [REQ]

Identifier	REQ-11.01.03-TS-0510.0005
Requirement	The FOC System shall send Upper Air Data Response to the aircraft triggered by the previously storage of Upper Air Data Request.
Title	Sending of Upper Air Data Response.
Status	<Deleted>
Rationale	Delete Reason: The content is covered by the requirements in the WUF TS document, whose requirements are not included in here. The FOC system shall generate Upper Air Data responses which include subsets of winds (direction and speed) and temperatures for subsets of flight phases based

	on content of the request for Upper Air Data sent by aircraft.
Category	<Functional>
Validation Method	<Real Time Simulation>
Verification Method	<Test>

1572

1573

[REQ Trace]

Relationship	Linked Element Type	Identifier	Compliance
<ALLOCATED_TO>	<Functional block>	Information and Communication Management	N/A
<SATISFIES>	<ATMS Requirement>	FRD-INITIAL4D-846	<Partial>
<SATISFIES>	<ATMS Requirement>	REQ-11.01.02-OSED-D001.0155	<Full>

1574

1575

[REQ]

Identifier	REQ-11.01.03-TS-0510.0010
Requirement	The FOC System shall send error message in selected ARINC standard to the aircraft instead of Upper Air Data Response when the Upper Air Data Request is not valid.
Title	Error message for invalid Upper Air Data request.
Status	<Deleted>
Rationale	Delete Reason: Error handling is rather a matter of how something is implemented. It is not part of the SESAR concept. Every aircraft requesting Upper Air Data should have valid flight plan in the FOC system and requested waypoints have to be known to FOC system too otherwise it is not able to process request. Flight Crew should be notified about failure of weather uplink by error message. Error message format is based on selected ARINC standard (e.g. ARINC 702 or ARINC 633)..
Category	<Functional>
Validation Method	<Real Time Simulation>
Verification Method	<Test>

1576

1577

[REQ Trace]

Relationship	Linked Element Type	Identifier	Compliance
<ALLOCATED_TO>	<Functional block>	Information and Communication Management	N/A
<SATISFIES>	<ATMS Requirement>	FRD-INITIAL4D-846	<Full>
<SATISFIES>	<ATMS Requirement>	REQ-11.01.02-OSED-D001.0155	<Full>

1578

1579

[REQ]

Identifier	REQ-11.01.03-TS-0510.0015
Requirement	FOC System shall send error message in selected ARINC standard to the aircraft instead of Upper Air Data Response in case that Upper Air Data are not available.
Title	Error message for missing Upper Air Data.
Status	<Deleted>
Rationale	Delete Reason: Error handling is rather a matter of how something is implemented. It is not part of the SESAR concept. In case that FOC system does not have corresponding weather data prediction, error message is sent to Flight Crew so that it knows about unsuccessful weather update. Error message format is based on selected ARINC standard. (e.g. ARINC 702 or ARINC 633).
Category	<Functional>
Validation Method	<Real Time Simulation>
Verification Method	<Test>

1580

1581

[REQ Trace]

Relationship	Linked Element Type	Identifier	Compliance
<ALLOCATED_TO>	<Functional block>	Information and Communication Management	N/A
<SATISFIES>	<ATMS Requirement>	REQ-11.01.02-OSED-D001.0155	<Full>
<SATISFIES>	<ATMS Requirement>	FRD-INITIAL4D-846	<Full>

1582
1583

[REQ]

Identifier	REQ-11.01.03-TS-0730.0005
Requirement	The FOC system shall expect an acknowledgement of correct reception from the Network Manager when a message has been sent and the Timeout Selector is selected. The timespan of the timeout shall be defined by the Timeout Selector.
Title	Loss of information – Timeouts and retries
Status	<Deleted>
Rationale	Delete Reason: This requirement leaves the scope of the TS document. Messages may be lost on the network or suffer from long delays. To cope with this the FOC system may expect an acknowledgment. On timeouts, the FOC system must assume the message was not received and retransmit it. In case of a permanently broken link, the retransmission has no effect so the retransmission is limited. Exceeding the retry limit is considered an error.
Category	<Interface>
Validation Method	
Verification Method	<Test>

1584
1585

[REQ Trace]

Relationship	Linked Element Type	Identifier	Compliance
<SATISFIES>	<ATMS Requirement>	REQ-11.01.02-OSED-D001.0025	<Partial>

1586
1587

[REQ]

Identifier	REQ-11.01.03-TS-0730.0010
Requirement	The FOC system shall report an error to the Operator Console when the number of retransmissions has been exceeded. The number of retransmission shall be defined by the Retransmission Selector.
Title	Retransmission on timeouts
Status	<Deleted>
Rationale	Delete Reason: This requirement leaves the scope of the TS document. Messages may be lost on the network or suffer from long delays. To cope with this the FOC system may expect an acknowledgment. On timeouts, the FOC system must assume the message was not received and retransmit it. In case of a permanently broken link, the retransmission has no effect so the retransmission is limited. Exceeding the retry limit is considered an error.
Category	<Interface>
Validation Method	
Verification Method	<Test>

1588
1589

[REQ Trace]

Relationship	Linked Element Type	Identifier	Compliance
<SATISFIES>	<ATMS Requirement>	REQ-11.01.02-OSED-D001.0025	<Partial>

1590
1591

[REQ]

Identifier	REQ-11.01.03-TS-0730.0015
Requirement	The FOC system shall generate the EFPL messages that shall be sent to the NM according to the data requirements defined for the EUROCONTROL Extended Flight Plan Service
Title	Interoperability of EFPL data
Status	<Deleted>
Rationale	Delete Reason: Not necessary anymore as redundant with multiple requirements in chapter 3. The EFPL that is exchanged with the NM manager must include all information required in the definition of the EUROCONTROL Extended Flight Plan Service and comply with the requirements given in regard to accuracy, units and formats.

Category	<Interoperability>
Validation Method	<Live Trial><Shadow Mode>
Verification Method	<Test>

1592

1593 [REQ Trace]

Relationship	Linked Element Type	Identifier	Compliance
<SATISFIES>	<ATMS Requirement>	REQ-11.01.02-OSED-D001.00020	<Full>
<SATISFIES>	<ATMS Requirement>	REQ-11.01.02-OSED-D001.00025	<Full>

1594

1595 [REQ]

Identifier	REQ-11.01.03-TS-0730.0020
Requirement	The FOC shall be able to receive Flight Plan reply messages in EFPL format sent by the Network Manager.
Title	Reply Message
Status	<Deleted>
Rationale	Delete Reason: Not necessary anymore as redundant with REQ-11.01.03-TS-S1EF.1025. If a flight plan was transmitted, the ATC Authority/ Network Manager will return a reply. This message may contain A flight plan validation reply Route proposal
Category	<Functional>
Validation Method	
Verification Method	<Test>

1596

1597 [REQ Trace]

Relationship	Linked Element Type	Identifier	Compliance
<SATISFIES>	<ATMS Requirement>	REQ-11.01.02-OSED-D001.00020	<Partial>

1598

1599 [REQ]

Identifier	REQ-11.01.03-TS-0510.0025
Requirement	The FOC system should implement ARINC 702 standard for Upper Air Data Request and Response formatting.
Title	Upper Air Data message formatting
Status	<Deleted>
Rationale	Delete Reason: The requirement has been identified as superfluous in an internal review process as it contains no changes compared to the current operating method. ARINC 702 is current industry standard for Upper Air Data exchange between FOC system and aircraft FMS via ACARS. Implementation of another standard in aircraft FMS is not envisioned for Step 1.
Category	<Interoperability>
Validation Method	<Real Time Simulation>
Verification Method	<Test>

1600

1601 [REQ Trace]

Relationship	Linked Element Type	Identifier	Compliance
<ALLOCATED_TO>	<Functional block>	Information and Communication Management	N/A
<SATISFIES>	<ATMS Requirement>	REQ-11.01.02-OSED-D001.0155	<Full>

1602

1603 [REQ]

Identifier	REQ-11.01.03-TS-0710.0005
Requirement	The FOC system shall use UTC time as reference.
Title	Align air and ground times
Status	<Deleted>
Rationale	Delete Reason: Change of identifier (now REQ-11.01.03-TS-S1TS.4010). The time reference for the air and the ground systems may vary. To ensure that the data obtained from the a/c can be mixed with the ground data for other flights there is a need to ensure that UTC time reference is used by all

	air and ground systems.
Category	<Performance>
Validation Method	
Verification Method	<Test>

1604

1605

[REQ Trace]

Relationship	Linked Element Type	Identifier	Compliance
<SATISFIES>	<ATMS Requirement>	TBD	

1606

1607

[REQ]

Identifier	REQ-11.01.03-TS-0735.0005
Requirement	The FOC system shall have a Human Machine Interface (HMI) that is used to enter Selectors and set Trigger to start FOC system functions.
Title	Human Machine Interface
Status	<Deleted>
Rationale	Delete Reason: Change of identifier (now REQ-11.01.03-TS-S1TS.1030). The FOC system will be operated by human beings that will manually start and stop different functions or define input parameters that are used for the system automation.
Category	<HMI>
Validation Method	
Verification Method	<Test>

1608

1609

[REQ Trace]

Relationship	Linked Element Type	Identifier	Compliance
<SATISFIES>	<ATMS Requirement>	REQ-11.01.02-OSED-D001.0010	<Full>
<SATISFIES>	<ATMS Requirement>	REQ-11.01.02-OSED-D001.0015	<Full>
<SATISFIES>	<ATMS Requirement>	REQ-11.01.02-OSED-D001.0020	<Full>
<SATISFIES>	<ATMS Requirement>	REQ-11.01.02-OSED-D001.0025	<Full>
<SATISFIES>	<ATMS Requirement>	REQ-11.01.02-OSED-D001.0030	<Full>
<SATISFIES>	<ATMS Requirement>	REQ-11.01.02-OSED-D001.0040	<Full>

1610

1611

[REQ]

Identifier	REQ-11.01.03-TS-0735.0010
Requirement	The HMI shall include the following selectors: <ul style="list-style-type: none"> • TTA Constraints Selector • TTA/CTA Recalculation Selector • TTA/CTA Output Selector • PTR Selector • EFPL Selector • EFPL ATC Accept Selector • NPR Data Entry Control • NPR Selector • Timeout Selector • Retransmission Limit Selector
Title	HMI Selector List
Status	<Deleted>
Rationale	Delete Reason: Change of identifier (now REQ-11.01.03-TS-S1TS.1035) / wording changed to reflect updated content. This requirement defines the selector that shall be available in the FOC system HMI
Category	<HMI>
Validation Method	
Verification Method	<Test>

1612

1613

[REQ Trace]

Relationship	Linked Element Type	Identifier	Compliance
<SATISFIES>	<ATMS Requirement>	REQ-11.01.02-OSED-D001.0005	<Partial>

1614 **B.2 AFUA TS**

1615 [REQ]

Identifier	REQ-11.01.03-TS-0225.0005
Requirement	The FOC system shall link received RTSA information (SUUP and RTSA UUP) with flights whose trajectories are affected by the RTSA information.
Title	Flight Identification.
Status	<Deleted>
Rationale	Delete Reason: Not necessary anymore as redundant with REQ-11.01.03-TS-S1AF.1005. SUUPs /RTSA UUPs inform about the changing status of airspaces (release or booking) that may have been previously planned for usage by a certain amount of trajectories in the time interval of interest. The identification of concerned trajectories and of related flight numbers is crucial for creating the list of flights to be re-calculated within the <FB> Flight Planning, and – therefore – to trigger the individual AO's safety and impact assessment.
Category	<Functional>
Validation Method	<Real Time Simulation>
Verification Method	<Test>

1616

1617 [REQ Trace]

Relationship	Linked Element Type	Identifier	Compliance
<ALLOCATED TO>	<Functional block>	Flight Data Support Management	N/A
<APPLIES TO>	<Operational Focus Area>	ENB03.01.01 TMF	N/A
<SATISFIES>	<ATMS Requirement>	REQ-11.01.02-OSED-D001.0070	<Partial>

1618

1619 [REQ]

Identifier	REQ-11.01.03-TS-0225.0010
Requirement	The FOC system shall display all flights linked to the RTSA information (SUUP and RTSA UUP) with relevant operational attributes.
Title	Flight Listing
Status	<Deleted>
Rationale	Delete Reason: This requirement has been superseded by REQ-11.01.03-TS-S1NR.1020. Based on the outcome of the flight identification step, the FOC system shall list all flights linked to SUUPs/RTSA UUPs with relevant operational attributes (flight number, phase of flight, final fuel/fuel on-board, time to released ARES, availability of any datalink). Individual trajectories will be then re-calculated within the <FB> Flight Planning.
Category	<Functional>
Validation Method	<Real Time Simulation>
Verification Method	<Test>

1620

1621 [REQ Trace]

Relationship	Linked Element Type	Identifier	Compliance
<ALLOCATED TO>	<Functional block>	Flight Data Support Management	N/A
<APPLIES TO>	<Operational Focus Area>	ENB03.01.01 TMF	N/A
<SATISFIES>	<ATMS Requirement>	REQ-11.01.02-OSED-D001.0070	<Partial>

1622

1623 [REQ]

Identifier	REQ-11.01.03-TS-0225.0015
Requirement	The FOC system shall identify all flights linked to the SUUP/RTSA UUP that are too close to the released airspace based on individual airspace user's parameters and highlight them.
Title	Flight Listing/2
Status	<Deleted>
Rationale	Delete Reason: Not necessary anymore as redundant with REQ-11.01.03-TS-S1AF.1005. The FOC system shall identify and highlight all flights linked to SUUPs/RTSA UUPs that are too closed to the released airspaces in a way the airspace user can decide whether to re-calculate relevant

	trajectories within the <FB> Flight Planning or skip this step.
Category	<Functional>
Validation Method	<Real Time Simulation>
Verification Method	<Test>

1624

1625

[REQ Trace]

Relationship	Linked Element Type	Identifier	Compliance
<ALLOCATED TO>	<Functional block>	Flight Data Support Management	N/A
<APPLIES TO>	<Operational Focus Area>	ENB03.01.01 TMF	N/A
<SATISFIES>	<ATMS Requirement>	REQ-11.01.02-OSED-D001.0070	<Partial>

1626

1627

[REQ]

Identifier	REQ-11.01.03-TS-0305.0035
Requirement	The FOC system shall re-calculate - consistently with the information brought about by the RTSA information - the trajectory of all flights that have been identified as affected by the RTSA information itself.
Title	Trajectory Re-calculation.
Status	<Deleted>
Rationale	Delete Reason: Change of identifier (now REQ-11.01.03-TS-S1AF.1005) / wording harmonized. To assess the impact of an airspace release or booking, concerned trajectories shall be re-calculated to collect the information required by the FOC to make decisions. For flights too close to the released airspace (according to the parameters set by the individual airspace user) the trajectory revision might not apply. Therefore such condition must be recognized to avoid unintended workload on AU side.
Category	<Functional>
Validation Method	<Real Time Simulation>
Verification Method	<Test>

1628

1629

[REQ Trace]

Relationship	Linked Element Type	Identifier	Compliance
<ALLOCATED TO>	<Functional block>	Flight Planning	N/A
<APPLIES TO>	<Operational Focus Area>	ENB03.01.01 TMF	N/A
<SATISFIES>	<ATMS Requirement>	REQ-11.01.02-OSED-D001.0040	<Full>
<SATISFIES>	<ATMS Requirement>	REQ-11.01.02-OSED-D001.0045	<Full>

1630

1631

[REQ]

Identifier	REQ-11.01.03-TS-0505.0010
Requirement	The FOC system shall receive the RTSA information (SUUP/RTSA UUP) sent by the NM system, validate and store it.
Title	SUUP/RTSA UUP Reception
Status	<Deleted>
Rationale	Delete Reason: Change of identifier (now REQ-11.01.03-TS-S1AF.4005) / wording harmonized. Getting SUUPs and RTSA UUPs (i.e. checking whether an ARES has been released or booked)) is the main trigger for the whole RTSA-related process of each individual FOC.
Category	<Functional>
Validation Method	<Real Time Simulation>
Verification Method	<Test>

1632

1633

[REQ Trace]

Relationship	Linked Element Type	Identifier	Compliance
<SATISFIES>	<Enabler>	AOC-ATM-13	<Full>
<SATISFIES>	<Enabler>	SWIM.INFR-05a	<Full>
<ALLOCATED TO>	<Functional block>	Information and Communication Management	N/A
<APPLIES TO>	<Operational Focus Area>	OFA05.03.01	N/A
<SATISFIES>	<ATMS Requirement>	REQ-11.01.02-INTEROP-D001.0003	<Full>
<SATISFIES>	<ATMS Requirement>	REQ-11.01.02-INTEROP-D001.0003	<Full>

1634

1635

[REQ]

Identifier	REQ-11.01.03-TS-0225.0020
Requirement	The FOC system shall initiate the RTSA impact assessment process in the shortest time possible
Title	Performance of RTSA Information Processing.
Status	<Deleted>
Rationale	Delete Reason: This requirement has been deleted as the content is assumed to be standard. As the time window especially for the in-flight trajectory revision is very short, the reaction time for the generation of a new trajectory must be as short as possible.
Category	<Performance>
Validation Method	<Real Time Simulation>
Verification Method	<Analysis>

1636

1637

[REQ Trace]

Relationship	Linked Element Type	Identifier	Compliance
<ALLOCATED TO>	<Functional block>	Flight Data Support Management	N/A
<APPLIES TO>	<Operational Focus Area>	ENB03.01.01 TMF	N/A
<SATISFIES>	<ATMS Requirement>	REQ-11.01.02-SPR-D001.0001	<Full>
<SATISFIES>	<ATMS Requirement>	REQ-11.01.02-SPR-D001.0004	<Full>
<SATISFIES>	<ATMS Requirement>	REQ-11.01.02-SPR-D001.0005	<Full>

1638

1639

[REQ]

Identifier	REQ-11.01.03-TS-0305.0040
Requirement	The FOC system shall initiate a trajectory revision in the shortest time possible.
Title	Performance of Trajectory Re-calculation.
Status	<Deleted>
Rationale	Delete Reason: This requirement has been deleted as the content is assumed to be standard. As the time window especially for the in-flight trajectory revision is very short, the reaction time for the generation of a new trajectory must be as short as possible.
Category	<Performance>
Validation Method	<Real Time Simulation>
Verification Method	<Analysis>

1640

1641

[REQ Trace]

Relationship	Linked Element Type	Identifier	Compliance
<ALLOCATED TO>	<Functional block>	Flight Planning	N/A
<APPLIES TO>	<Operational Focus Area>	ENB03.01.01 TMF	N/A
<SATISFIES>	<ATMS Requirement>	REQ-11.01.02-SPR-D001.0001	<Full>
<SATISFIES>	<ATMS Requirement>	REQ-11.01.02-SPR-D001.0002	<Full>
<SATISFIES>	<ATMS Requirement>	REQ-11.01.02-SPR-D001.0003	<Full>
<SATISFIES>	<ATMS Requirement>	REQ-11.01.02-SPR-D001.0004	<Full>
<SATISFIES>	<ATMS Requirement>	REQ-11.01.02-SPR-D001.0005	<Full>

1642

1643

[REQ]

Identifier	REQ-11.01.03-TS-0305.0045
Requirement	The FOC system shall generate a trajectory under consideration of all legal requirements that are essential for a safe execution of a flight.
Title	Safety of Trajectories.
Status	<Deleted>
Rationale	Delete Reason: The requirement has been identified as superfluous in an internal review process as it contains no changes compared to the current operating method. It must be ensured that the trajectory is generated under consideration of all safety relevant aspects. Only if all these parameters are considered a safe and orderly execution of trajectories can be ensured.
Category	<Safety>
Validation Method	<Real Time Simulation>
Verification Method	<Analysis>

1644

1645 [REQ Trace]

Relationship	Linked Element Type	Identifier	Compliance
<APPLIES TO>	<Operational Focus Area>	ENB03.01.01 TMF	N/A
<ALLOCATED_TO>	<Functional block>	Flight Planning	N/A
<SATISFIES>	<ATMS Requirement>	REQ-11.01.02-OSED-D001.0030	<Full>
<SATISFIES>	<ATMS Requirement>	REQ-11.01.02-OSED-D001.0035	<Full>
<SATISFIES>	<ATMS Requirement>	REQ-11.01.02-OSED-D001.0040	<Full>
<SATISFIES>	<ATMS Requirement>	REQ-11.01.02-OSED-D001.0045	<Full>
<SATISFIES>	<ATMS Requirement>	REQ-11.01.02-OSED-D001.0065	<Full>
<SATISFIES>	<ATMS Requirement>	REQ-11.01.02-OSED-D001.0110	<Full>
<SATISFIES>	<ATMS Requirement>	REQ-11.01.02-OSED-D001.0125	<Full>
<SATISFIES>	<ATMS Requirement>	REQ-11.01.02-OSED-D001.0150	<Full>

1646

1647 [REQ]

Identifier	REQ-11.01.03-TS-0505.0015
Requirement	The FOC system shall receive relevant ACK or REJ messages from IFPS.
Title	EFPL Acknowledgment or Rejection
Status	<Deleted>
Rationale	Delete Reason: Not necessary anymore as redundant with REQ-11.01.03-TS-S1EF.1025.
Category	<Functional>
Validation Method	<Real Time Simulation>
Verification Method	<Test>

1648

1649 [REQ Trace]

Relationship	Linked Element Type	Identifier	Compliance
<SATISFIES>	<Enabler>	AOC-ATM-13	<Full>
<SATISFIES>	<Enabler>	AOC-ATM-20	<Full>
<ALLOCATED_TO>	<Functional block>	Information and Communication Management	N/A
<APPLIES TO>	<Operational Focus Area>	OFA05.03.01	N/A
<SATISFIES>	<ATMS Requirement>	REQ-11.01.02-OSED-D001.0020	<Full>
<SATISFIES>	<ATMS Requirement>	REQ-11.01.02-OSED-D001.0025	<Full>

1650

1651 [REQ]

Identifier	REQ-11.01.03-TS-0510.0020
Requirement	The FOC system shall send updated flight plans and related briefing information to concerned crews.
Title	Flight Plan to Crews
Status	<Deleted>
Rationale	Delete Reason: The content of this requirement is considered legacy. It is already implemented in accordance with EASA OPS. To inform the pilots about the new operational scenario and enable Captain's decision-making.
Category	<Functional>
Validation Method	<Real Time Simulation>
Verification Method	<Test>

1652

1653 [REQ Trace]

Relationship	Linked Element Type	Identifier	Compliance
<SATISFIES>	<Enabler>	AOC-ATM-20	<Full>
<ALLOCATED_TO>	<Functional block>	Information and Communication Management	N/A
<APPLIES TO>	<Operational Focus Area>	ENB03.01.01 TMF	N/A
<SATISFIES>	<ATMS Requirement>	REQ-11.01.02-INTEROP-D001.0004	<Partial>

1654 B.3 BMT TS

1655 [REQ]

Identifier	REQ-11.01.03-TS-S202.0010
Requirement	The FOC shall link data received with an ATC-to-FOC-RBT-Conflict-Advisory message with the flight identified in the ATC-to-FOC-RBT-Conflict-

	Advisory message.
Title	Linking of ATC Area(s) to Avoid with FOC flights.
Status	<Deleted>
Rationale	Delete Reason: Not necessary anymore as redundant with REQ-11.01.03-TS-S2NR.3005. The ATC Area to Avoid, included in the ATC-to-FOC-RBT-Conflict-Advisory is not generic data; it is only related to the flight defined in the advisory message (EFPL).
Category	<Functional>
Validation Method	<Live Trial><Shadow Mode>
Verification Method	<Test>

1656

1657 [REQ Trace]

Relationship	Linked Element Type	Identifier	Compliance
<SATISFIES>	<Enabler>	ENB03.01.01 TMF Trajectory Management Framework and System Interoperability with air ground data sharing	<Full>
<APPLIES_TO>	<Operational Focus Area>	OFA03.01.04 Business and Mission Trajectory	N/A
<ALLOCATED_TO>	<Functional block>	Flight Data Support Management	N/A
<SATISFIES>	<Enabler>	AUO-0204-B Agreed Reference Business/Mission Trajectory/RBT/RMT in Step 2	<Full>
<SATISFIES>	<ATMS Requirement>	REQ-11.01.01-DOD-2100.0015	<Partial>

1658

1659 [REQ]

Identifier	REQ-11.01.03-TS-S202.0020
Requirement	The FOC shall update the Operational Scenarios of a flight identified in an ATC-to-FOC-RBT-Conflict-Advisory message upon reception of an ATC-to-FOC-RBT-Conflict-Advisory message.
Title	Update of Operational Scenarios due to ATC-to-FOC-RBT-Conflict-Advisory
Status	<Deleted>
Rationale	Delete Reason: The concept of an "Operational Scenario" is one way how to implement efficient trajectory negotiations and, thus, shall not be described in a requirement. Instead, a new requirement (REQ-11.01.03-TS-S1NR.3015) has been added that provides the base for efficient trajectory negotiations. The reception of AA2A data shall lead to the initialization of a Trajectory Review within the FOC. Such Trajectory Review could generally be triggered by an update of the Operational Scenario. As different events might lead to such updates, this intermediate requirement is needed.
Category	<Functional>
Validation Method	<Live Trial><Shadow Mode>
Verification Method	<Test>

1660

1661 [REQ Trace]

Relationship	Linked Element Type	Identifier	Compliance
<APPLIES_TO>	<Operational Focus Area>	OFA03.01.04 Business and Mission Trajectory	N/A
<SATISFIES>	<Enabler>	ENB03.01.01 TMF Trajectory Management Framework and System Interoperability with air ground data sharing	
<ALLOCATED_TO>	<Functional block>	Flight Data Support Management	N/A
<SATISFIES>	<Enabler>	AUO-0204-B Agreed Reference Business/Mission Trajectory/RBT/RMT in Step 2	<Full>
<SATISFIES>	<ATMS Requirement>	REQ-11.01.01-DOD-2100.0015	<Partial>

1662

1663 [REQ]

Identifier	REQ-11.01.03-TS-S202.0020
Requirement	The FOC shall update the Operational Scenarios of a flight identified in an ATC Reply message upon reception of an ATC Reply message.
Title	Update of Operational Scenarios due to ATC Reply

Status	<Deleted>
Rationale	Delete Reason: The concept of an "Operational Scenario" is one way how to implement efficient trajectory negotiations and, thus, shall not be described in a requirement. Instead, a new requirement (REQ-11.01.03-TS-S1NR.3015) has been added that provides the base for efficient trajectory negotiations. The ATC Reply will include information about the validity of the proposed trajectory, a reject reason if the trajectory has been rejected and one or several AA2A(s) if the trajectory causes further conflicts. This information must be related to the respective flight. The update of the respective OS shall trigger further actions.
Category	<Functional>
Validation Method	<Live Trial><Shadow Mode>
Verification Method	<Test>

1664

1665

[REQ Trace]

Relationship	Linked Element Type	Identifier	Compliance
<APPLIES_TO>	<Operational Focus Area>	OFA03.01.04 Business and Mission Trajectory	N/A
<SATISFIES>	<Enabler>	ENB03.01.01 TMF Trajectory Management Framework and System Interoperability with air ground data sharing	<Full>
<ALLOCATED_TO>	<Functional block>	Flight Data Support Management	N/A
<SATISFIES>	<Enabler>	AUO-0204-B Agreed Reference Business/Mission Trajectory/RBT/RMT in Step 2	
<SATISFIES>	<ATMS Requirement>	REQ-11.01.01-DOD-2100.0055	<Full>
<SATISFIES>	<ATMS Requirement>	REQ-11.01.01-DOD-2100.0015	<Partial>

1666

1667

[REQ]

Identifier	REQ-11.01.03-TS-S203.0010
Requirement	The FOC shall initiate a new RBT Review Scenario if the Operational Scenario was updated, the Inflight Trajectory Revision Selector is selected and no active RBT Review Scenario is available for the respective flight.
Title	Trajectory revision start
Status	<Deleted>
Rationale	Delete Reason: This requirement is unnecessary due to REQ-11.01.03-TS-S1TS.4005 and REQ-11.01.03-TS-S1EF.1030. Not all AU might intend to support the inflight trajectory revision; therefore it must be optional to avoid unintended workload on AU side. In such case ATC will re-plan the trajectory on their side in accordance with the FC. The ATC-to-AOC-RBT-Conflict-Advisory is a message will only be received for flights that are already in the execution phase or close to the execution phase.
Category	<Functional>
Validation Method	<Live Trial><Shadow Mode>
Verification Method	<Test>

1668

1669

[REQ Trace]

Relationship	Linked Element Type	Identifier	Compliance
<APPLIES_TO>	<Operational Focus Area>	OFA03.01.04 Business and Mission Trajectory	N/A
<SATISFIES>	<Enabler>	ENB03.01.01 TMF Trajectory Management Framework and System Interoperability with air ground data sharing	<Full>
<ALLOCATED_TO>	<Functional block>	Flight Planning	N/A
<SATISFIES>	<Enabler>	AUO-0204-B Agreed Reference Business/Mission Trajectory/RBT/RMT in Step 2	<Full>
<SATISFIES>	<ATMS Requirement>	REQ-11.01.01-DOD-2100.0035	<Full>
<SATISFIES>	<ATMS Requirement>	REQ-11.01.01-DOD-2100.0015	<Partial>

1670

1671

[REQ]

founding members



Avenue de Cortenbergh 100 | B -1000 Bruxelles
www.sesarju.eu

109 of 145

Identifier	REQ-11.01.03-TS-S203.0020
Requirement	The FOC shall update the active RBT review Scenario of a certain flight with the AA2A data upon reception of new AA2A data.
Title	AA2A allocation to RBT Review Scenario
Status	<Deleted>
Rationale	Delete Reason: This requirement is unnecessary due to REQ-11.01.03-TS-S1TS.400 and REQ-11.01.03-TS-S1EF.1030. As the negotiation of the trajectory is an iterative process where the number of AA2As might increase with every iteration step, the data must be kept and gathered until the trajectory negotiation has been finished. The AA2A data will be linked with this RBT Review Scenario and not further be used after it has been inactivated.
Category	<Functional>
Validation Method	<Live Trial><Shadow Mode>
Verification Method	<Test>

1672

1673

[REQ Trace]

Relationship	Linked Element Type	Identifier	Compliance
<APPLIES_TO>	<Operational Focus Area>	OFA03.01.04 Business and Mission Trajectory	N/A
<SATISFIES>	<Enabler>	ENB03.01.01 TMF Trajectory Management Framework and System Interoperability with air ground data sharing	<Full>
<ALLOCATED_TO>	<Functional block>	Flight Planning	N/A
<SATISFIES>	<ATMS Requirement>	REQ-11.01.01-DOD-2100.0035	<Full>
<SATISFIES>	<ATMS Requirement>	REQ-11.01.01-DOD-2100.0015	<Partial>
<SATISFIES>	<Enabler>	AUO-0204-B Agreed Reference Business/Mission Trajectory/RBT/RMT in Step 2	<Full>

1674

1675

[REQ]

Identifier	REQ-11.01.03-TS-S203.0030
Requirement	The FOC shall generate a new trajectory triggered by an update of the RBT Review Scenario.
Title	Trajectory generation upon RBT Review Scenario update
Status	<Deleted>
Rationale	Delete Reason: This requirement has been superseded by REQ-11.01.03-TS-S1NR.1015. The update of the RBT Review Scenario shall trigger the generation of a new trajectory that shall be proposed to ATC as a solution for the identified conflict. The trajectory will be generated according to all requirements of flight planning and under consideration of the received AA2A data.
Category	<Functional>
Validation Method	<Live Trial><Shadow Mode>
Verification Method	<Test>

1676

1677

[REQ Trace]

Relationship	Linked Element Type	Identifier	Compliance
<APPLIES_TO>	<Operational Focus Area>	OFA03.01.04 Business and Mission Trajectory	N/A
<SATISFIES>	<Enabler>	ENB03.01.01 TMF Trajectory Management Framework and System Interoperability with air ground data sharing	<Full>
<ALLOCATED_TO>	<Functional block>	Flight Planning	N/A
<SATISFIES>	<Enabler>	AUO-0204-B Agreed Reference Business/Mission Trajectory/RBT/RMT in Step 2	<Full>
<SATISFIES>	<ATMS Requirement>	REQ-11.01.01-DOD-2100.0015	<Partial>
<SATISFIES>	<ATMS Requirement>	REQ-11.01.01-DOD-2100.0035	<Full>
<SATISFIES>	<ATMS Requirement>	REQ-11.01.01-DOD-2100.0060	<Full>

1678

1679

[REQ]

Identifier	REQ-11.01.03-TS-S203.0040
Requirement	The FOC shall update the Operational Scenario of a certain flight and the respective filed trajectory with the ATC Validity Status upon reception from the ATC system.
Title	Trajectory status update.
Status	<Deleted>
Rationale	Delete Reason: This requirement was determined in an internal review process as being redundant: A trajectory is considered valid unless rejected. Furthermore, this requirement was a special requirement in the context of VP-775. Whenever a trajectory has been published its current status must be updated accordingly to avoid any confusion. Therefore it must be indicated whether the trajectory has been accepted or rejected by ATC.
Category	<Functional>
Validation Method	<Live Trial><Shadow Mode>
Verification Method	<Test>

1680

1681

[REQ Trace]

Relationship	Linked Element Type	Identifier	Compliance
<APPLIES_TO>	<Operational Focus Area>	OFA03.01.04 Business and Mission Trajectory	N/A
<SATISFIES>	<Enabler>	ENB03.01.01 TMF Trajectory Management Framework and System Interoperability with air ground data sharing	<Full>
<ALLOCATED_TO>	<Functional block>	Flight Planning	N/A
<SATISFIES>	<Enabler>	AUO-0204-B Agreed Reference Business/Mission Trajectory/RBT/RMT in Step 2	<Full>
<SATISFIES>	<ATMS Requirement>	REQ-11.01.01-DOD-2100.0015	<Partial>
<SATISFIES>	<ATMS Requirement>	REQ-11.01.01-DOD-2100.0045	<Full>

1682

1683

[REQ]

Identifier	REQ-11.01.03-TS-S203.0050
Requirement	The FOC shall initiate the Trajectory Distribution after reception of the ATC Validity Status "Accepted".
Title	Initialization of trajectory distribution (filing/ briefing/ RBT trigger)
Status	<Deleted>
Rationale	Delete Reason: This requirement was a special requirement in the context of VP-775. After review it has not been considered a general requirement. As in a holistic Trajectory Management Process all ATM stakeholder must be considered and as it is yet not defined how the SBT becomes RBT, this "black box" has be defined to gather all these open items in one process until the respective concepts are mature.
Category	<Functional>
Validation Method	<Live Trial><Shadow Mode>
Verification Method	<Test>

1684

1685

[REQ Trace]

Relationship	Linked Element Type	Identifier	Compliance
<APPLIES_TO>	<Operational Focus Area>	OFA03.01.04 Business and Mission Trajectory	N/A
<SATISFIES>	<Enabler>	ENB03.01.01 TMF Trajectory Management Framework and System Interoperability with air ground data sharing	<Full>
<ALLOCATED_TO>	<Functional block>	Flight Planning	N/A
<SATISFIES>	<Enabler>	AUO-0204-B Agreed Reference Business/Mission Trajectory/RBT/RMT in Step 2	<Full>
<SATISFIES>	<ATMS Requirement>	REQ-11.01.01-DOD-2100.0040	<Full>

1686

1687

[REQ]

Identifier	REQ-11.01.03-TS-S203.0060
Requirement	The FOC shall inactivate the active RBT Review Scenario upon initialization

	of the trajectory distribution process.
Title	RBT Review Scenario deactivation
Status	<Deleted>
Rationale	Delete Reason: The structural composition of requirements has changed with this TS document to align the concepts coming from the different TS documents. This new structure makes this requirement not necessary anymore. The negotiation ends when a trajectory has been found that can be used as RBT. If this has been achieved the purpose of the RBT Review Scenario has been achieved and it is not further needed.
Category	<Functional>
Validation Method	<Live Trial><Shadow Mode>
Verification Method	<Test>

1688

1689 [REQ Trace]

Relationship	Linked Element Type	Identifier	Compliance
<APPLIES_TO>	<Operational Focus Area>	OFA03.01.04 Business and Mission Trajectory	N/A
<SATISFIES>	<Enabler>	ENB03.01.01 TMF Trajectory Management Framework and System Interoperability with air ground data sharing	<Full>
<ALLOCATED_TO>	<Functional block>	Flight Planning	N/A
<SATISFIES>	<Enabler>	AUO-0204-B Agreed Reference Business/Mission Trajectory/RBT/RMT in Step 2	<Full>
<SATISFIES>	<ATMS Requirement>	REQ-11.01.01-DOD-2100.0030	<Full>

1690

1691 [REQ]

Identifier	REQ-11.01.03-TS-S205.0010
Requirement	The FOC shall receive ATC-to-FOC-RBT-Conflict_Advisories coming from an ATC system.
Title	Reception of ATC-to-FOC-RBT-Conflict_Advisories
Status	<Deleted>
Rationale	Delete Reason: Not necessary anymore as redundant with REQ-11.01.03-TS-S2NR.3005. Within Europe the data exchange between FOC and ATC is still not established. Therefore it is required to develop interfaces between these two domains to allow an trajectory negotiation between these two ATM stakeholder and beyond that to achieve the target to implement a Trajectory management between all ATM stakeholders.
Category	<Functional>
Validation Method	<Live Trial><Shadow Mode>
Verification Method	<Test>

1692

1693 [REQ Trace]

Relationship	Linked Element Type	Identifier	Compliance
<APPLIES_TO>	<Operational Focus Area>	OFA03.01.04 Business and Mission Trajectory	N/A
<SATISFIES>	<Enabler>	ENB03.01.01 TMF Trajectory Management Framework and System Interoperability with air ground data sharing	<Full>
<SATISFIES>	<Enabler>	ENB02.01 SWIM	<Partial>
<ALLOCATED_TO>	<Functional block>	Information and Communication Management	N/A
<SATISFIES>	<Enabler>	AUO-0204-B Agreed Reference Business/Mission Trajectory/RBT/RMT in Step 2	<Full>
<SATISFIES>	<ATMS Requirement>	REQ-11.01.01-DOD-2100.0055	<Full>
<SATISFIES>	<ATMS Requirement>	REQ-11.01.01-DOD-2600.0050	<Full>
<SATISFIES>	<ATMS Requirement>	REQ-11.01.01-DOD-2600.0055	<Full>

1694

1695 [REQ]

Identifier	REQ-11.01.03-TS-S205.0020
Requirement	The FOC shall store ATC-to-FOC-RBT-Conflict-Advisory data upon

	reception from ATC.
Title	Reception of ATC Area to Avoid data
Status	<Deleted>
Rationale	Delete Reason: Change of identifier (now REQ-11.01.03-TS-S2BT.3005) / wording harmonized. The system shall store the data included in the ATC-to-FOC-RBT-Conflict-Advisory message internally to make it available for other functionalities. The ATC-to-FOC-RBT-Conflict-Advisory message will include: <ul style="list-style-type: none"> • An EFPL representing the trajectory that conflicts with other traffic • And one or several ATC Area(s) to Avoid.
Category	<Functional>
Validation Method	<Live Trial><Shadow Mode>
Verification Method	<Test>

1696

1697

[REQ Trace]

Relationship	Linked Element Type	Identifier	Compliance
<APPLIES_TO>	<Operational Focus Area>	OFA03.01.04 Business and Mission Trajectory	N/A
<SATISFIES>	<Enabler>	ENB03.01.01 TMF Trajectory Management Framework and System Interoperability with air ground data sharing	<Partial>
<SATISFIES>	<Enabler>	ENB02.01 SWIM	<Partial>
<ALLOCATED_TO>	<Functional block>	Information and Communication Management	N/A
<SATISFIES>	<Enabler>	AUO-0204-B Agreed Reference Business/Mission Trajectory/RBT/RMT in Step 2	<Full>
<SATISFIES>	<ATMS Requirement>	REQ-11.01.01-DOD-2100.0055	<Full>
<SATISFIES>	<ATMS Requirement>	REQ-11.01.01-DOD-2600.0050	<Full>
<SATISFIES>	<ATMS Requirement>	REQ-11.01.01-DOD-2600.0055	<Full>
<SATISFIES>	<Information Exchange Requirement>	IER-11.01.02-OSED-BMT1.0030	<Full>

1698

1699

[REQ]

Identifier	REQ-11.01.03-TS-S205.0030
Requirement	The FOC shall store data received in an ATC Reply messages coming from the ATC system
Title	Reception of ATC reply
Status	<Deleted>
Rationale	Delete Reason: Not necessary anymore as redundant with REQ-11.01.03-TS-S2BT.3005. The system shall store the data included in the ATC-to-FOC-RBT-Conflict-Advisory message internally to make it available for other functionalities. The ATC-to-FOC-RBT-Conflict-Advisory message will include: <ul style="list-style-type: none"> • The Validation Status of the sent trajectory • The Reason in case of a reject • And one or several ATC Area(s) to Avoid in case of a reject.
Category	<Functional>
Validation Method	<Live Trial><Shadow Mode>
Verification Method	<Test>

1700

1701

[REQ Trace]

Relationship	Linked Element Type	Identifier	Compliance
<APPLIES_TO>	<Operational Focus Area>	OFA03.01.04 Business and Mission Trajectory	N/A
<SATISFIES>	<Enabler>	ENB03.01.01 TMF Trajectory Management Framework and System Interoperability with air ground data sharing	<Full>
<ALLOCATED_TO>	<Functional block>	Information and Communication Management	N/A
<SATISFIES>	<ATMS Requirement>	REQ-11.01.01-DOD-2100.0055	<Full>
<SATISFIES>	<ATMS Requirement>	REQ-11.01.01-DOD-2600.0050	<Full>

<SATISFIES>	<ATMS Requirement>	REQ-11.01.01-DOD-2600.0055	<Full>
-------------	--------------------	----------------------------	--------

1702

1703

[REQ]

Identifier	REQ-11.01.03-TS-S205.0035
Requirement	The FOC shall update the Operational Scenario with AA2A data and trajectory data in real-time.
Title	Performance of Operational Scenario update.
Status	<Deleted>
Rationale	Delete Reason: The concept of an "Operational Scenario" is one way how to implement efficient trajectory negotiations and, thus, shall not be described in a requirement. Instead, a new requirement (REQ-11.01.03-TS-S1NR.3015) has been added that provides the base for efficient trajectory negotiations. As the time window especially for the inflight trajectory revision is very short, the reaction time for the generation of a new trajectory must be as short as possible. The update of the Operational Scenario is one of the task that has to be performed in the process chain of trajectory revision.
Category	<Performance>
Validation Method	<Live Trial><Real Time Simulation><Shadow Mode>
Verification Method	<Test>

1704

1705

[REQ Trace]

Relationship	Linked Element Type	Identifier	Compliance
<APPLIES_TO>	<Operational Focus Area>	OFA03.01.04 Business and Mission Trajectory	N/A
<SATISFIES>	<Enabler>	ENB03.01.01 TMF Trajectory Management Framework and System Interoperability with air ground data sharing	<Full>
<ALLOCATED_TO>	<Functional block>	Flight Data Support Management	N/A
<SATISFIES>	<ATMS Requirement>	REQ-11.01.01-DOD-2100.0035	<Partial>

1706

1707

[REQ]

Identifier	REQ-11.01.03-TS-S203.0060
Requirement	The FOC shall monitor the trajectory steadily during all phases of the flight.
Title	On-going trajectory monitoring
Status	<Deleted>
Rationale	Delete Reason: Change of identifier (now REQ-11.01.03-TS-S2BT.1005) / wording changed to refer to RBT. To ensure an assessment of changing planning conditions or on a deviation from the planned route at all stages of a flight (especially in the in-flight phase) a continuous monitoring must be ensured.
Category	<Performance>
Validation Method	<Fast Time Simulation><Live Trial><Real Time Simulation><Shadow Mode>
Verification Method	<Test>

1708

1709

[REQ Trace]

Relationship	Linked Element Type	Identifier	Compliance
<APPLIES_TO>	<Operational Focus Area>	OFA03.01.04 Business and Mission Trajectory	N/A
<SATISFIES>	<Enabler>	ENB03.01.01 TMF Trajectory Management Framework and System Interoperability with air ground data sharing	<Full>
<ALLOCATED_TO>	<Functional block>	Flight Planning	N/A
<SATISFIES>	<ATMS Requirement>	REQ-11.01.01-DOD-2100.0035	<Full>

1710

1711

[REQ]

Identifier	REQ-11.01.03-TS-S203.0065
Requirement	The FOC shall initiate a trajectory review in real-time.
Title	Performance of trajectory review initiation
Status	<Deleted>

Rationale	Delete Reason: It is assumed that there is by default no delay in the initiation of a trajectory review process, which makes this requirement superfluously. As the time window especially for the inflight trajectory revision is very short, the reaction time for the generation of a new trajectory must be as short as possible. The initiation of the trajectory review process is one of the task that has to be performed in the process chain of trajectory revision
Category	<Performance>
Validation Method	<Fast Time Simulation><Live Trial><Real Time Simulation><Shadow Mode>
Verification Method	<Test>

1712

1713

[REQ Trace]

Relationship	Linked Element Type	Identifier	Compliance
<APPLIES_TO>	<Operational Focus Area>	OFA03.01.04 Business and Mission Trajectory	N/A
<SATISFIES>	<Enabler>	ENB03.01.01 TMF Trajectory Management Framework and System Interoperability with air ground data sharing	<Full>
<ALLOCATED TO>	<Functional block>	Flight Planning	N/A
<SATISFIES>	<ATMS Requirement>	REQ-11.01.01-DOD-2100.0035	<Full>

1714

1715

[REQ]

Identifier	REQ-11.01.03-TS-S203.0070
Requirement	The FOC shall generate trajectories under consideration of all legal requirements that are essential for a safe execution of a flight.
Title	Safety of trajectories.
Status	<Deleted>
Rationale	Delete Reason: Duplicate with also deleted REQ-11.01.03-TS-0305.0045. Whenever a trajectory is planned or predicted by any ground system it must be ensured that it was generated under consideration of all safety relevant aspects as fuel requirements, working and layup time requirements of crew members, ATFM and ATM requirements etc. Only if all these parameters are considered a safe and orderly execution of trajectories can be ensured. A source for such requirements is the EU-OPS requirements.
Category	<Safety>
Validation Method	<Real Time Simulation><Shadow Mode><Expert Group (Judgement Analysis)>
Verification Method	<Inspection><Test>

1716

1717

[REQ Trace]

Relationship	Linked Element Type	Identifier	Compliance
<APPLIES_TO>	<Operational Focus Area>	OFA03.01.04 Business and Mission Trajectory	N/A
<SATISFIES>	<Enabler>	ENB03.01.01 TMF Trajectory Management Framework and System Interoperability with air ground data sharing	<Full>
<ALLOCATED TO>	<Functional block>	Flight Planning	N/A
<SATISFIES>	<ATMS Requirement>	REQ-11.01.01-DOD-2100.0060	<Full>

1718

1719

[REQ]

Identifier	REQ-11.01.03-TS-S203.0075
Requirement	The FOC shall use the same trajectory during the flight monitoring that was distributed to the other ATM stakeholders.
Title	Seamless use of trajectory
Status	<Deleted>
Rationale	Delete Reason: Requirement is not needed anymore as replaced by REQ-11.01.03-TS-S2NR.1010 that refers to RBT monitoring. The trajectory management will be based on the monitoring of the trajectory during the whole trajectory lifecycle. The monitoring will compare the flown trajectory

	with the RBT that has been agreed between all ATM stakeholders. Hence the FOC has to ensure that the trajectory published to the NOP (published to all other ATM stakeholders) corresponds with the trajectory the AU wants to fly.
Category	<Safety>
Validation Method	<Real Time Simulation><Shadow Mode>
Verification Method	<Test>

1720

1721 [REQ Trace]

Relationship	Linked Element Type	Identifier	Compliance
<APPLIES_TO>	<Operational Focus Area>	OFA03.01.04 Business and Mission Trajectory	N/A
<SATISFIES>	<Enabler>	ENB03.01.01 TMF Trajectory Management Framework and System Interoperability with air ground data sharing	<Full>
<ALLOCATED_TO>	<Functional block>	Flight Planning	N/A
<SATISFIES>	<ATMS Requirement>	REQ-11.01.01-DOD-2100.0055	<Full>

1722

1723 [REQ]

Identifier	REQ-11.01.03-TS-S205.0040
Requirement	The FOC shall send trajectory proposals in the EFPL format to the ATC system.
Title	Trajectory proposal format
Status	<Deleted>
Rationale	Delete Reason: Change of identifier (now REQ-11.01.03-TS-S1BT.1005). For the time being the EFPL format as used by NM for the EFPL creation B2B web service shall be used for the trajectory exchange between FOC and ATC. This requirement is driven by the need to align and standardize basic data that is exchanged between all ATM stakeholders.
Category	<Interface>
Validation Method	<Live Trial><Shadow Mode>
Verification Method	<Test>

1724

1725 [REQ Trace]

Relationship	Linked Element Type	Identifier	Compliance
<APPLIES_TO>	<Operational Focus Area>	OFA03.01.04 Business and Mission Trajectory	N/A
<SATISFIES>	<Enabler>	ENB03.01.01 TMF Trajectory Management Framework and System Interoperability	<Partial>
<SATISFIES>	<Enabler>	ENB02.01 SWIM	<Partial>
<ALLOCATED_TO>	<Functional block>	Information and Communication Management	N/A
<SATISFIES>	<Enabler>	AOC-ATM-20 Sharing of trajectory data between AOC/WOC and the ATM world using B2B web services	<Full>
<SATISFIES>	<Enabler>	AOC-ATM-13 Sharing of updated data for CDM process between AOC/WOC ATM systems and ATM world	<Full>
<SATISFIES>	<ATMS Requirement>	REQ-11.01.01-DOD-2100.0035	<Full>

1726

1727 [REQ]

Identifier	REQ-11.01.03-TS-S205.0050
Requirement	The FOC system shall receive ATC Reply messages from the ATC system.
Title	Reception of ATC reply
Status	<Deleted>
Rationale	Delete Reason: Change of identifier (now REQ-11.01.03-TS-S1BT.1010). Upon publication of a trajectory proposal to the ATC system it is expected to get an ATC Reply message in return. This data is directly linked to the flight for which a trajectory has been send to the ATC system.
Category	<Interface>
Validation Method	<Live Trial><Shadow Mode>
Verification Method	<Test>

1728

1729 [REQ Trace]

Relationship	Linked Element Type	Identifier	Compliance
<APPLIES_TO>	<Operational Focus Area>	OFA03.01.04 Business and Mission Trajectory	N/A
<SATISFIES>	<Enabler>	ENB03.01.01 TMF Trajectory Management Framework and System Interoperability	<Full>
<SATISFIES>	<Enabler>	ENB02.01 SWIM	<Full>
<SATISFIES>	<Enabler>	AOC-ATM-20 Sharing of trajectory data between AOC/WOC and the ATM world using B2B web services	<Full>
<SATISFIES>	<Enabler>	AOC-ATM-13 Sharing of updated data for CDM process between AOC/WOC ATM systems and ATM world	<Full>
<ALLOCATED_TO>	<Functional block>	Information and Communication management	N/A
<SATISFIES>	<ATMS Requirement>	REQ-11.01.01-DOD-2100.0035	<Full>
<SATISFIES>	<ATMS Requirement>	REQ-11.01.01-DOD-2100.0040	<Full>
<SATISFIES>	<ATMS Requirement>	REQ-11.01.01-DOD-2100.0045	<Full>
<SATISFIES>	<ATMS Requirement>	REQ-11.01.01-DOD-2100.0045	<Full>

1730

B.4 EFPL TS

1731 [REQ]

Identifier	REQ-11.01.03-TS-S102.0050
Requirement	Upon reception of an EFPL validation reply the FOC system shall link the validation status, and constraints with the flight identified in the EFPL validation reply.
Title	Processing of 4D trajectory validation reply data
Status	<Deleted>
Rationale	Delete Reason: Change of identifier (now REQ-11.01.03-TS-S1EF.1025) / wording harmonized. If the validation of a 4D trajectory is done a reply will be received by the FOC. This reply will include the status of the trajectory, which can be "acknowledged" or "rejected" and a number 'n' constraints with which the trajectory is in conflict. $0 \leq 'n' < \infty$
Category	<Functional>
Validation Method	<Real Time Simulation><Shadow Mode>
Verification Method	<Test>

1732

1733 [REQ Trace]

Relationship	Linked Element Type	Identifier	Compliance
<SATISFIES>	<ATMS Requirement>	REQ-11.01.02-OSED-D001.0040	<Full>
<SATISFIES>	<ATMS Requirement>	REQ-07.06.02-OSED-0001.0035	<Full>
<SATISFIES>	<ATMS Requirement>	REQ-07.06.02-OSED-0001.0050	<Partial>
<SATISFIES>	<ATMS Requirement>	REQ-07.06.02-SPR-FPS1.0021	<Full>
<SATISFIES>	<Enabler>	AOC-ATM-11	<Full>
<ALLOCATED_TO>	<Functional block>	Flight Data Support Management	N/A
<APPLIES_TO>	<Operational Focus Area>	OFA03.01.04	N/A
<APPLIES_TO>	<Operational Focus Area>	ENB03.01.01 TMF	N/A
<ALLOCATED_TO>	<Project>	11.01.03	N/A
<SATISFIES>	<Service>	ExtendedFlightPlanSubmission	<Full>
<SATISFIES>	<Service>	AeronauticalInformationFeature	<Partial>
<SATISFIES>	<Information Exchange Requirement>	IER-07.06.02-OSED-EFPL.0020	<Full>
<SATISFIES>	<Information Exchange Requirement>	IER-07.06.02-OSED-EFPL.0021	<Full>
<SATISFIES>	<Information Exchange Requirement>	IER-07.06.02-OSED-EFPL.0030	<Full>

1734

1735 [REQ]

Identifier	REQ-11.01.03-TS-S102.0055
Requirement	The FOC system shall update the Operational Scenarios of a flight identified in a flight plan validation reply received from NOP/ NM with the validation status of the trajectory and delivered constraints.

Title	Flight data update upon flight plan validation reply
Status	<Deleted>
Rationale	Delete Reason: The structural composition of requirements has changed with this TS document to align the concepts coming from the different TS documents. This new structure makes this requirement not necessary anymore. When a flight plan is validated using the 4D trajectory validation service of NM a reply will be returned by this service. It will include the validation status for the validated trajectory which can be “acknowledged” or “rejected” and a number ‘n’ of constraints the trajectory is not adhering to, where $0 \leq 'n' < \infty$. As this information is directly related to the validated trajectory its dataset must be updated with this information.
Category	<Functional>
Validation Method	<Real Time Simulation><Shadow Mode>
Verification Method	<Test>

1736

1737

[REQ Trace]

Relationship	Linked Element Type	Identifier	Compliance
<SATISFIES>	<ATMS Requirement>	REQ-11.01.02-OSED-D001.0040	<Full>
<SATISFIES>	<ATMS Requirement>	REQ-07.06.02-OSED-0001.0035	<Full>
<SATISFIES>	<ATMS Requirement>	REQ-07.06.02-OSED-0001.0050	<Partial>
<SATISFIES>	<ATMS Requirement>	REQ-07.06.02-SPR-FPS1.0021	<Full>
<SATISFIES>	<Enabler>	AOC-ATM-11	<Full>
<ALLOCATED TO>	<Functional block>	Flight Data Support Management	N/A
<APPLIES TO>	<Operational Focus Area>	OFA03.01.04	N/A
<APPLIES TO>	<Operational Focus Area>	ENB03.01.01 TMF	N/A
<ALLOCATED TO>	<Project>	11.01.03	N/A
<SATISFIES>	<Service>	ExtendedFlightPlanSubmission	<Full>
<SATISFIES>	<Service>	AeronauticalInformationFeature	<Partial>
<SATISFIES>	<Information Exchange Requirement>	IER-07.06.02-OSED-EFPL.0020	<Full>
<SATISFIES>	<Information Exchange Requirement>	IER-07.06.02-OSED-EFPL.0021	<Full>
<SATISFIES>	<Information Exchange Requirement>	IER-07.06.02-OSED-EFPL.0030	<Full>

1738

1739

[REQ]

Identifier	REQ-11.01.03-TS-S102.0060
Requirement	The FOC system shall link soft constraints received in a flight plan filing reply from NOP/ NM with the flight identified in the reply message.
Title	Processing of filing replies including soft constraints
Status	<Deleted>
Rationale	Delete Reason: The structural composition of requirements has changed with this TS document to align the concepts coming from the different TS documents. This new structure makes this requirement not necessary anymore. If a trajectory is filed to NM/ NOP it will be validated and analysed in regard whether there are tactical constraints that might be considered in the vertical profile of the trajectory. If such tactical constraints (that do not lead to rejects and therefore are called soft constraints) are identified by NM they will be reported to the AU/ FOC who can decide whether a trajectory with updated vertical profile shall be provided to NM/ NOP or not. If no update is send to NM/ NOP, NM will generate this updated vertical profile himself. If an updated vertical profile is delivered by AU/ FOC it will be used by NM/ NOP directly.
Category	<Functional>
Validation Method	<Real Time Simulation><Shadow Mode>
Verification Method	<Test>

1740

1741

[REQ Trace]

Relationship	Linked Element Type	Identifier	Compliance
<SATISFIES>	<ATMS Requirement>	REQ-11.01.02-OSED-D001.0035	<Full>
<SATISFIES>	<ATMS Requirement>	REQ-11.01.02-OSED-D001.0040	<Full>

<SATISFIES>	<ATMS Requirement>	REQ-11.01.02-OSED-D001.0055	<Full>
<SATISFIES>	<ATMS Requirement>	REQ-07.06.02-OSED-0001.0035	<Full>
<SATISFIES>	<ATMS Requirement>	REQ-07.06.02-SPR-FPS1.0021	<Full>
<SATISFIES>	<Enabler>	AOC-ATM-11	<Full>
<ALLOCATED TO>	<Functional block>	Flight Data Support Management	N/A
<APPLIES TO>	<Operational Focus Area>	OFA03.01.04	N/A
<APPLIES TO>	<Operational Focus Area>	ENB03.01.01 TMF	N/A
<ALLOCATED TO>	<Project>	11.01.03	N/A
<SATISFIES>	<Service>	AeronauticalInformationFeature	<Partial>
<SATISFIES>	<Information Exchange Requirement>	IER-07.06.02-OSED-EFPL.0020	<Full>
<SATISFIES>	<Information Exchange Requirement>	IER-07.06.02-OSED-EFPL.0021	<Full>
<SATISFIES>	<Information Exchange Requirement>	IER-07.06.02-OSED-EFPL.0030	<Full>

1742

1743

[REQ]

Identifier	REQ-11.01.03-TS-S102.0065
Requirement	The FOC system shall update the Operational Scenarios of a flight identified in a flight plan filing reply received from NOP/ NM with the soft constraints.
Title	Flight data update upon reception of soft constraints
Status	<Deleted>
Rationale	Delete Reason: The structural composition of requirements has changed with this TS document to align the concepts coming from the different TS documents. This new structure makes this requirement not necessary anymore. If a trajectory has been filed to NM/ NOP a reply message will be returned. Apart from reject messages that will include constraints that are not adhered by the filed trajectory, for acknowledged trajectories a set of "soft constraints" could be included. These "soft constraints" are not invalidating the trajectory but might be applied to the profile of the trajectory as an addition. This data is related to the flight for which a trajectory has been filed. Therefore the flight data must be updated with the "soft constraints".
Category	<Functional>
Validation Method	<Real Time Simulation><Shadow Mode>
Verification Method	<Test>

1744

1745

[REQ Trace]

Relationship	Linked Element Type	Identifier	Compliance
<SATISFIES>	<ATMS Requirement>	REQ-11.01.02-OSED-D001.0035	<Full>
<SATISFIES>	<ATMS Requirement>	REQ-11.01.02-OSED-D001.0040	<Full>
<SATISFIES>	<ATMS Requirement>	REQ-11.01.02-OSED-D001.0055	<Full>
<SATISFIES>	<ATMS Requirement>	REQ-07.06.02-OSED-0001.0035	<Full>
<SATISFIES>	<ATMS Requirement>	REQ-07.06.02-SPR-FPS1.0021	<Full>
<SATISFIES>	<Enabler>	AOC-ATM-11	<Full>
<ALLOCATED_TO>	<Functional block>	Flight Data Support Management	N/A
<APPLIES TO>	<Operational Focus Area>	OFA03.01.04	N/A
<APPLIES TO>	<Operational Focus Area>	ENB03.01.01 TMF	N/A
<ALLOCATED_TO>	<Project>	11.01.03	N/A
<SATISFIES>	<Service>	ExtendedFlightPlanSubmission	<Full>
<SATISFIES>	<Service>	AeronauticalInformationFeature	<Partial>
<SATISFIES>	<Information Exchange Requirement>	IER-07.06.02-OSED-EFPL.0020	<Full>
<SATISFIES>	<Information Exchange Requirement>	IER-07.06.02-OSED-EFPL.0021	<Full>
<SATISFIES>	<Information Exchange Requirement>	IER-07.06.02-OSED-EFPL.0030	<Full>

1746

1747

[REQ]

Identifier	REQ-11.01.03-TS-S103.0070
Requirement	The FOC system shall send the 4D trajectory to the EFPL validation service if triggered by the airspace user.
Title	EFPL validation
Status	<Deleted>

Rationale	Delete Reason: Change of identifier (now REQ-11.01.03-TS-S1EF.1020). This requirement covers the validation of a FOC trajectory based on EFPL data. It is only used to confirm that a calculated trajectory is according to all constraints and regulations and to get further information on offended restrictions and constraints in case that the trajectory has been rejected by NM.
Category	<Functional>
Validation Method	<Live Trial><Shadow Mode>
Verification Method	<Test>

1748

1749

[REQ Trace]

Relationship	Linked Element Type	Identifier	Compliance
<SATISFIES>	<ATMS Requirement>	REQ-11.01.02-OSED-D001.0040	<Full>
<SATISFIES>	<ATMS Requirement>	REQ-07.06.02-OSED-0001.0000	<Partial>
<SATISFIES>	<ATMS Requirement>	REQ-07.06.02-OSED-0001.0030	<Full>
<SATISFIES>	<ATMS Requirement>	REQ-07.06.02-OSED-0001.0050	<Partial>
<SATISFIES>	<Enabler>	AOC-ATM-11	<Full>
<ALLOCATED TO>	<Functional block>	Flight Planning	N/A
<APPLIES TO>	<Operational Focus Area>	OFA03.01.04	N/A
<APPLIES TO>	<Operational Focus Area>	ENB03.01.01 TMF	N/A
<ALLOCATED TO>	<Project>	11.01.03	N/A
<SATISFIES>	<Service>	ExtendedFlightPlanSubmission	<Full>
<SATISFIES>	<Information Exchange Requirement>	IER-07.06.02-OSED-EFPL.0010	<Full>

1750

1751

[REQ]

Identifier	REQ-11.01.03-TS-S103.0075
Requirement	The FOC system shall recalculate the vertical profile of a trajectory according to the soft constraints and all ATM constraints available in the FOC system if triggered by the airspace user.
Title	Profile tuning according to soft constraints
Status	<Deleted>
Rationale	Delete Reason: This requirement is superseded by REQ-11.01.03-TS-S1NR.1020. Soft constraints, like profile tuning restrictions, will be returned if applicable when a trajectory is filed to NM/ NOP. Those soft constraints can be used to file a new profile for a given trajectory (flight plan update) or to re-estimate the required fuel for the flight execution.
Category	<Functional>
Validation Method	<Live Trial><Shadow Mode>
Verification Method	<Test>

1752

1753

[REQ Trace]

Relationship	Linked Element Type	Identifier	Compliance
<SATISFIES>	<ATMS Requirement>	REQ-11.01.02-OSED-D001.0035	<Full>
<SATISFIES>	<ATMS Requirement>	REQ-11.01.02-OSED-D001.0040	<Full>
<SATISFIES>	<ATMS Requirement>	REQ-07.06.02-OSED-0001.0035	<Full>
<SATISFIES>	<ATMS Requirement>	REQ-07.06.02-SPR-FPS1.0021	<Full>
<SATISFIES>	<Enabler>	AOC-ATM-11	<Full>
<ALLOCATED TO>	<Functional block>	Flight Planning	N/A
<APPLIES TO>	<Operational Focus Area>	OFA03.01.04	N/A
<APPLIES TO>	<Operational Focus Area>	ENB03.01.01 TMF	N/A
<ALLOCATED TO>	<Project>	11.01.03	N/A

1754

1755

[REQ]

Identifier	REQ-11.01.03-TS-S103.0080
Requirement	The FOC system shall update the vertical profile of a filed trajectory in the NOP by sending an EFPL update to the NOP/ NM if triggered by the airspace user.
Title	Update of vertical profile
Status	<Deleted>
Rationale	Delete Reason: This requirement is deleted as no adaption as described in

	the requirement is performed. If soft constraints have been received for a filed trajectory the airspace user can decide to send an updated trajectory (which includes a new vertical profile) to NM/ NOP. This information is additional information for NM and is used instead of a profile generated by NM himself.
Category	<Functional>
Validation Method	<Live Trial><Shadow Mode>
Verification Method	<Test>

1756

1757

[REQ Trace]

Relationship	Linked Element Type	Identifier	Compliance
<SATISFIES>	<ATMS Requirement>	REQ-11.01.02-OSED-D001.0035	<Full>
<SATISFIES>	<ATMS Requirement>	REQ-11.01.02-OSED-D001.0040	<Full>
<SATISFIES>	<ATMS Requirement>	REQ-07.06.02-OSED-0001.0030	<Full>
<SATISFIES>	<ATMS Requirement>	REQ-07.06.02-OSED-0001.0040	<Full>
<SATISFIES>	<ATMS Requirement>	REQ-07.06.02-SPR-FPS1.0021	<Full>
<SATISFIES>	<Enabler>	AOC-ATM-11	<Full>
<ALLOCATED_TO>	<Functional block>	Flight Planning	N/A
<APPLIES_TO>	<Operational Focus Area>	OFA03.01.04	N/A
<APPLIES_TO>	<Operational Focus Area>	ENB03.01.01 TMF	N/A
<ALLOCATED_TO>	<Project>	11.01.03	N/A
<SATISFIES>	<Service>	ExtendedFlightPlanSubmission	<Full>
<SATISFIES>	<Information Exchange Requirement>	IER-07.06.02-OSED-EFPL.0060	<Full>

1758

1759

[REQ]

Identifier	REQ-11.01.03-TS-S103.0085
Requirement	The FOC system shall be able to generate EFPL flight plans for flights planned with the FOC system if triggered by the Airspace User.
Title	FIXM generation
Status	<Deleted>
Rationale	Delete Reason: Change of identifier (now REQ-11.01.03-TS-S1EF.1040). The flight plan filed to NM/ NOP will reflect the FOC trajectory that has been planned by the AU for a certain flight. This FOC trajectory must be converted to the FIXM format when filed to NM/ NOP when a filing or flight plan validation service based on the FIXM flight plan format is used.
Category	<Functional>
Validation Method	<Live Trial><Shadow Mode>
Verification Method	<Test>

1760

1761

[REQ Trace]

Relationship	Linked Element Type	Identifier	Compliance
<SATISFIES>	<ATMS Requirement>	REQ-11.01.02-OSED-D001.0020	<Full>
<SATISFIES>	<ATMS Requirement>	REQ-11.01.02-OSED-D001.0025	<Full>
<SATISFIES>	<ATMS Requirement>	REQ-07.06.02-OSED-0001.0030	<Full>
<SATISFIES>	<ATMS Requirement>	REQ-07.06.02-OSED-0001.0040	<Full>
<SATISFIES>	<ATMS Requirement>	REQ-07.06.02-SPR-FPS1.0021	<Full>
<SATISFIES>	<Enabler>	AOC-ATM-11	<Full>
<ALLOCATED_TO>	<Functional block>	Flight Planning	N/A
<APPLIES_TO>	<Operational Focus Area>	OFA03.01.04	N/A
<APPLIES_TO>	<Operational Focus Area>	ENB03.01.01 TMF	N/A
<ALLOCATED_TO>	<Project>	11.01.03	N/A
<SATISFIES>	<Service>	ExtendedFlightPlanSubmission	<Full>
<SATISFIES>	<Information Exchange Requirement>	IER-07.06.02-OSED-EFPL.0010	<Full>
<SATISFIES>	<Information Exchange Requirement>	IER-07.06.02-OSED-EFPL.0060	<Full>
<SATISFIES>	<Information Exchange Requirement>	IER-07.06.02-OSED-EFPL.0070	<Full>

1762

1763

[REQ]

Identifier	REQ-11.01.03-TS-S105.0070
Requirement	The FOC system shall send EFPM message to the NOP/ NM, if the NM

	EFPL validation service is triggered by the airspace user.
Title	EFPL based trajectory validation
Status	<Deleted>
Rationale	Delete Reason: Change of identifier (now REQ-11.01.03-TS-S1EF.1005). The 4D trajectory validation service provided by NM (Eurocontrol) will be available for two different formats. One format will be the EFPL format, defined by Eurocontrol, the other will be based on the FIXM format. Depending on what is setup/ triggered by the airspace user the FOC system must comply with one of the two formats.
Category	<Functional>
Validation Method	<Live Trial><Shadow Mode>
Verification Method	<Test>

1764

1765

[REQ Trace]

Relationship	Linked Element Type	Identifier	Compliance
<SATISFIES>	<ATMS Requirement>	REQ-11.01.02-OSED-D001.0020	<Full>
<SATISFIES>	<ATMS Requirement>	REQ-11.01.02-OSED-D001.0025	<Full>
<SATISFIES>	<ATMS Requirement>	REQ-11.01.02-OSED-D001.0040	<Full>
<SATISFIES>	<ATMS Requirement>	REQ-07.06.02-OSED-0001.0000	<Partial>
<SATISFIES>	<ATMS Requirement>	REQ-07.06.02-OSED-0001.0030	<Full>
<SATISFIES>	<ATMS Requirement>	REQ-07.06.02-OSED-0001.0040	<Full>
<SATISFIES>	<Enabler>	AOC-ATM-11	<Full>
<ALLOCATED_TO>	<Functional block>	Information and Communication Management	N/A
<APPLIES_TO>	<Operational Focus Area>	OFA03.01.04	N/A
<APPLIES_TO>	<Operational Focus Area>	ENB03.01.01 TMF	N/A
<ALLOCATED_TO>	<Project>	11.01.03	N/A
<SATISFIES>	<Service>	ExtendedFlightPlanSubmission	<Full>
<SATISFIES>	<Information Exchange Requirement>	IER-07.06.02-OSED-EFPL.0010	<Full>
<SATISFIES>	<Information Exchange Requirement>	IER-11.01.02-OSED-BMT1.0010	<Full>
<SATISFIES>	<Information Exchange Requirement>	IER-11.01.02-OSED-BMT1.0020	<Full>

1766

1767

[REQ]

Identifier	REQ-11.01.03-TS-S105.0075
Requirement	The FOC system shall send a FIXM 4D message to the NOP/ NM, if the NM EFPL FIXM validation service is triggered by the airspace user.
Title	FIXM based trajectory validation
Status	<Deleted>
Rationale	Delete Reason: Change of identifier (now REQ-11.01.03-TS-S1EF.1010) / wording slightly changed. The 4D trajectory validation service provided by NM (Eurocontrol) will be available for two different formats. One format will be the EFPL format, defined by Eurocontrol, the other will be based on the FIXM format. Depending on what is setup/ triggered by the airspace user the FOC system must comply with one of the two formats.
Category	<Functional>
Validation Method	<Live Trial><Shadow Mode>
Verification Method	<Test>

1768

1769

[REQ Trace]

Relationship	Linked Element Type	Identifier	Compliance
<SATISFIES>	<ATMS Requirement>	REQ-11.01.02-OSED-D001.0025	<Full>
<SATISFIES>	<ATMS Requirement>	REQ-11.01.02-OSED-D001.0040	<Full>
<SATISFIES>	<ATMS Requirement>	REQ-07.06.02-OSED-0001.0000	<Partial>
<SATISFIES>	<ATMS Requirement>	REQ-07.06.02-OSED-0001.0030	<Full>
<SATISFIES>	<ATMS Requirement>	REQ-07.06.02-OSED-0001.0040	<Full>
<SATISFIES>	<Enabler>	AOC-ATM-11	<Full>
<ALLOCATED_TO>	<Functional block>	Information and Communication Management	N/A
<APPLIES_TO>	<Operational Focus Area>	OFA03.01.04	N/A
<APPLIES_TO>	<Operational Focus Area>	ENB03.01.01 TMF	N/A

<ALLOCATED TO>	<Project>	11.01.03	N/A
<SATISFIES>	<Service>	ExtendedFlightPlanSubmission	<Full>
<SATISFIES>	<Information Exchange Requirement>	IER-07.06.02-OSED-EFPL.0010	<Full>
<SATISFIES>	<Information Exchange Requirement>	IER-11.01.02-OSED-BMT1.0010	<Full>
<SATISFIES>	<Information Exchange Requirement>	IER-11.01.02-OSED-BMT1.0020	<Full>

1770

1771

[REQ]

Identifier	REQ-11.01.03-TS-S105.0080
Requirement	The FOC system shall receive soft constraint information from the Network Manager.
Title	Receive soft constraints
Status	<Deleted>
Rationale	Delete Reason: Not necessary anymore as redundant with REQ-11.01.03-TS-S1EF.1035. The Network Manager will send out soft constraint IDs for trajectories that have been filed to the NOP/ NM. The airspace user might use them to calculate an updated vertical profile or to improve the fuel estimation for a certain flight.
Category	<Functional>
Validation Method	<Live Trial><Shadow Mode>
Verification Method	<Test>

1772

1773

[REQ Trace]

Relationship	Linked Element Type	Identifier	Compliance
<SATISFIES>	<ATMS Requirement>	REQ-11.01.02-OSED-D001.0035	<Full>
<SATISFIES>	<ATMS Requirement>	REQ-11.01.02-OSED-D001.0055	<Full>
<SATISFIES>	<ATMS Requirement>	REQ-07.06.02-OSED-0001.0035	<Full>
<SATISFIES>	<ATMS Requirement>	REQ-07.06.02-SPR-FPS1.0021	<Full>
<SATISFIES>	<Enabler>	AOC-ATM-11	<Full>
<ALLOCATED TO>	<Functional block>	Information and Communication Management	N/A
<APPLIES TO>	<Operational Focus Area>	OFA03.01.04	N/A
<APPLIES TO>	<Operational Focus Area>	ENB03.01.01 TMF	N/A
<ALLOCATED TO>	<Project>	11.01.03	N/A
<SATISFIES>	<Service>	AeronauticalInformationFeature	<Full>
<SATISFIES>	<Information Exchange Requirement>	IER-07.06.02-OSED-EFPL.0020	<Partial>

1774

1775

[REQ]

Identifier	REQ-11.01.03-TS-S105.0085
Requirement	The FOC system shall send the EFPL as FIXM 4D message, if the addressed ANSP or Network Manager is able and requires to receive it and if triggered by the airspace user.
Title	4DT FIXM filing
Status	<Deleted>
Rationale	Delete Reason: Change of identifier (now REQ-11.01.03-TS-S1EF.1015). For the 4D trajectory filing and update two different types of format, EFPL and FIXM, will be available. The airspace user has the choice to send the flight plan in FIXM or EFPL format. Apart from that it must be checked whether the addressed recipient is able to receive the 4D trajectory in the respective format.
Category	<Functional>
Validation Method	<Live Trial><Shadow Mode>
Verification Method	<Test>

1776

1777

[REQ Trace]

Relationship	Linked Element Type	Identifier	Compliance
<SATISFIES>	<ATMS Requirement>	REQ-11.01.02-OSED-D001.0020	<Full>
<SATISFIES>	<ATMS Requirement>	REQ-11.01.02-OSED-D001.0025	<Full>
<SATISFIES>	<ATMS Requirement>	REQ-07.06.02-OSED-0001.0000	<Partial>

<SATISFIES>	<ATMS Requirement>	REQ-07.06.02-OSED-0001.0030	<Full>
<SATISFIES>	<ATMS Requirement>	REQ-07.06.02-OSED-0001.0040	<Full>
<SATISFIES>	<Enabler>	AOC-ATM-11	<Full>
<ALLOCATED_TO>	<Functional block>	Information and Communication Management	N/A
<APPLIES TO>	<Operational Focus Area>	OFA03.01.04	N/A
<APPLIES TO>	<Operational Focus Area>	ENB03.01.01 TMF	N/A
<ALLOCATED_TO>	<Project>	11.01.03	N/A
<SATISFIES>	<Service>	ExtendedFlightPlanSubmission	<Full>
<SATISFIES>	<Information Exchange Requirement>	IER-07.06.02-OSED-EFPL.0010	<Full>
<SATISFIES>	<Information Exchange Requirement>	IER-11.01.02-OSED-BMT1.0010	<Full>
<SATISFIES>	<Information Exchange Requirement>	IER-11.01.02-OSED-BMT1.0020	<Full>

1778

1779

[REQ]

Identifier	REQ-11.01.03-TS-S105.0105
Requirement	The FOC system shall allow the system user to trigger whether an ICAO FPL or EFPL is generated for a flight.
Title	Flight plan type options
Status	<Deleted>
Rationale	Delete Reason: Change of identifier (now REQ-11.01.03-TS-S1EF.1055). Flight plan information can include two different types of content. The first option only includes the flight plan according ICAO PANS-ATM doc 4444, the other type includes information as defined by Eurocontrol as Extended Flight plan. The FOC system must be adaptable in regard whether the ICAO FPL or the EFPL is used.
Category	<Interoperability><Maintainability>
Validation Method	<Live Trial><Shadow Mode>
Verification Method	<Test>

1780

1781

[REQ Trace]

Relationship	Linked Element Type	Identifier	Compliance
<SATISFIES>	<ATMS Requirement>	REQ-11.01.02-OSED-D001.0040	<Full>
<SATISFIES>	<Enabler>	AOC-ATM-11	<Full>
<APPLIES_TO>	<Operational Focus Area>	OFA03.01.04	N/A
<APPLIES_TO>	<Operational Focus Area>	ENB03.01.01 TMF	N/A
<ALLOCATED_TO>	<Project>	11.01.03	N/A
<SATISFIES>	<Service>	ExtendedFlightPlanSubmission	<Full>
<SATISFIES>	<Information Exchange Requirement>	IER-07.06.02-OSED-EFPL.0010	<Full>
<SATISFIES>	<Information Exchange Requirement>	IER-07.06.02-OSED-EFPL.0060	<Full>
<SATISFIES>	<Information Exchange Requirement>	IER-07.06.02-OSED-EFPL.0070	<Full>
<SATISFIES>	<Information Exchange Requirement>	IER-11.01.02-OSED-BMT1.0010	<Full>
<SATISFIES>	<Information Exchange Requirement>	IER-11.01.02-OSED-BMT1.0020	<Full>

1782

1783

[REQ]

Identifier	REQ-11.01.03-TS-S105.0110
Requirement	The FOC system shall allow the system user to trigger whether the ICAO FPL is transmitted to NM/ NOP using ICAO TXT, ICAO XML or ICAO FIXM based services.
Title	ICAO FPL format selection
Status	<Deleted>
Rationale	Delete Reason: Change of identifier (now REQ-11.01.03-TS-S1EF.5005). Depending on the way how the ICAO FPL is send NM/ NOP different type of ICAO FPL message formats are applicable. It must be possible to select how the flight plan is send to NM/ NOP. The respective selected way will define in which format the flight plan will be transmitted.

Category	<Interoperability><Maintainability>
Validation Method	<Live Trial><Shadow Mode>
Verification Method	<Test>

1784

1785

[REQ Trace]

Relationship	Linked Element Type	Identifier	Compliance
<SATISFIES>	<ATMS Requirement>	REQ-11.01.02-OSED-D001.0040	<Full>
<SATISFIES>	<Enabler>	AOC-ATM-11	<Full>
<APPLIES_TO>	<Operational Focus Area>	OFA03.01.04	N/A
<APPLIES_TO>	<Operational Focus Area>	ENB03.01.01 TMF	N/A
<ALLOCATED TO>	<Project>	11.01.03	N/A
<SATISFIES>	<Service>	ExtendedFlightPlanSubmission	<Full>
<SATISFIES>	<Information Exchange Requirement>	IER-07.06.02-OSED-EFPL.0010	<Full>
<SATISFIES>	<Information Exchange Requirement>	IER-07.06.02-OSED-EFPL.0060	<Full>
<SATISFIES>	<Information Exchange Requirement>	IER-07.06.02-OSED-EFPL.0070	<Full>
<SATISFIES>	<Information Exchange Requirement>	IER-11.01.02-OSED-BMT1.0010	<Full>
<SATISFIES>	<Information Exchange Requirement>	IER-11.01.02-OSED-BMT1.0020	<Full>

1786

1787

[REQ]

Identifier	REQ-11.01.03-TS-S105.0115
Requirement	The FOC system shall allow the system user to trigger whether the EFPL is transmitted to NM/ NOP using EFPM or FIXM 4D message based services.
Title	EFPL format selection
Status	<Deleted>
Rationale	Delete Reason: Change of identifier (now REQ-11.01.03-TS-S1EF.5010). Depending on the way how the EFPL is send NM/ NOP different type of EFPL message formats are applicable. It must be possible to select how the flight plan is send to NM/ NOP. The respective selected way will define in which format the flight plan will be transmitted.
Category	<Interoperability><Maintainability>
Validation Method	<Live Trial><Shadow Mode>
Verification Method	<Test>

1788

1789

[REQ Trace]

Relationship	Linked Element Type	Identifier	Compliance
<SATISFIES>	<ATMS Requirement>	REQ-11.01.02-OSED-D001.0040	<Full>
<SATISFIES>	<Enabler>	AOC-ATM-11	<Full>
<APPLIES_TO>	<Operational Focus Area>	OFA03.01.04	N/A
<APPLIES_TO>	<Operational Focus Area>	ENB03.01.01 TMF	N/A
<ALLOCATED TO>	<Project>	11.01.03	N/A
<SATISFIES>	<Service>	ExtendedFlightPlanSubmission	<Full>
<SATISFIES>	<Information Exchange Requirement>	IER-07.06.02-OSED-EFPL.0010	<Full>
<SATISFIES>	<Information Exchange Requirement>	IER-07.06.02-OSED-EFPL.0060	<Full>
<SATISFIES>	<Information Exchange Requirement>	IER-07.06.02-OSED-EFPL.0070	<Full>
<SATISFIES>	<Information Exchange Requirement>	IER-11.01.02-OSED-BMT1.0010	<Full>
<SATISFIES>	<Information Exchange Requirement>	IER-11.01.02-OSED-BMT1.0020	<Full>

1790

1791

[REQ]

Identifier	REQ-11.01.03-TS-S107.0055
Requirement	It shall be possible to adapt the flight plan contents and formats.
Title	Adaptability of flight plan data and formats
Status	<Deleted>
Rationale	Delete Reason: This requirement is purely describing an implementation

	aspect and, therefore, is considered to be out of the scope of this TS document. The content, especially of the EFPL as well as the format, especially of all XML flight plan messages might develop within the next years. Therefore it is important to ensure the adaptability within the FOC system.
Category	<Maintainability>
Validation Method	<Expert Group (Judgement Analysis)>
Verification Method	<Review of Design>

1792

1793

[REQ Trace]

Relationship	Linked Element Type	Identifier	Compliance
<SATISFIES>	<ATMS Requirement>	REQ-11.01.02-OSED-D001.0040	<Full>
<SATISFIES>	<ATMS Requirement>	REQ-07.06.02-SPR-FPS1.0021	<Full>
<SATISFIES>	<Enabler>	AOC-ATM-11	<Full>
<APPLIES TO>	<Operational Focus Area>	OFA03.01.04	N/A
<APPLIES TO>	<Operational Focus Area>	ENB03.01.01 TMF	N/A
<ALLOCATED TO>	<Project>	11.01.03	N/A
<SATISFIES>	<Information Exchange Requirement>	IER-07.06.02-OSED-EFPL.0010	<Full>
<SATISFIES>	<Information Exchange Requirement>	IER-07.06.02-OSED-EFPL.0060	<Full>
<SATISFIES>	<Information Exchange Requirement>	IER-07.06.02-OSED-EFPL.0070	<Full>

1794

1795

[REQ]

Identifier	REQ-11.01.03-TS-S107.0060
Requirement	The generation of the extended flight plan shall not affect the system performance in a negative way.
Title	EFPL performance impact
Status	<Deleted>
Rationale	Delete Reason: Change of identifier (now REQ-11.01.03-TS-S1EF.1060). The provision of the EFPL is additional work that has to be done by the FOC. As the main purpose of the FOC is the planning of the flight operations and filing of a flight plan is only an interface function needed to ensure interoperability with all ATM stakeholders, it shall not influence the performance of the flight planning in a negative way.
Category	<Performance>
Validation Method	<Real Time Simulation><Shadow Mode>
Verification Method	<Test>

1796

1797

[REQ Trace]

Relationship	Linked Element Type	Identifier	Compliance
<ALLOCATED TO>	<Project>	11.01.03	N/A
<SATISFIES>	<ATMS Requirement>	REQ-11.01.02-SPR-D001.0002	<Full>
<SATISFIES>	<ATMS Requirement>	REQ-11.01.02-SPR-D001.0003	<Full>
<APPLIES TO>	<Operational Focus Area>	OFA03.01.04	N/A
<APPLIES TO>	<Operational Focus Area>	ENB03.01.01 TMF	N/A
<SATISFIES>	<Enabler>	AOC-ATM-11	<Full>

1798

1799

[REQ]

Identifier	REQ-11.01.03-TS-S102.0070
Requirement	Constraints and the FPL validity status returned by NM/ NOP in EFPL reply messages shall be stored in the FOC system for later analysis.
Title	EFPL reply storage
Status	<Deleted>
Rationale	Delete Reason: Change of identifier (now REQ-11.01.03-TS-S1EF.1030). The constraints and the validity status might be used for further analysis within the FOC. Therefore it must remain available in the FOC system.
Category	<Metadata>
Validation Method	<Expert Group (Judgement Analysis)>
Verification Method	<Review of Design>

1800

1801 [REQ Trace]

Relationship	Linked Element Type	Identifier	Compliance
<ALLOCATED_TO>	<Project>	11.01.03	N/A
<SATISFIES>	<ATMS Requirement>	REQ-11.01.02-SPR-D001.0002	<Full>
<SATISFIES>	<ATMS Requirement>	REQ-11.01.02-SPR-D001.0003	<Full>
<SATISFIES>	<ATMS Requirement>	REQ-07.06.02-OSED-0001.0035	<Full>
<APPLIES_TO>	<Operational Focus Area>	OFA03.01.04	N/A
<APPLIES_TO>	<Operational Focus Area>	ENB03.01.01 TMF	N/A
<SATISFIES>	<Enabler>	AOC-ATM-11	<Full>
<SATISFIES>	<Information Exchange Requirement>	IER-11.01.02-OSED-BMT1.0030	<Full>
<SATISFIES>	<Information Exchange Requirement>	IER-11.01.02-OSED-BMT1.0060	<Full>

1802

1803 [REQ]

Identifier	REQ-11.01.03-TS-S102.0075
Requirement	Soft constraints returned by NM/ NOP in EFPL reply messages shall be stored in the FOC system for later analysis.
Title	Soft constraint storage
Status	<Deleted>
Rationale	Delete Reason: Change of identifier (now REQ-11.01.03-TS-S1EF.1035) / wording harmonized and soft constraints have been replaced by PTRs. The soft constraints might be used for further analysis within the FOC. Therefore it must remain available in the FOC system.
Category	<Metadata>
Validation Method	<Expert Group (Judgement Analysis)>
Verification Method	<Review of Design>

1804

1805 [REQ Trace]

Relationship	Linked Element Type	Identifier	Compliance
<ALLOCATED_TO>	<Project>	11.01.03	N/A
<SATISFIES>	<ATMS Requirement>	REQ-11.01.02-SPR-D001.0002	<Full>
<SATISFIES>	<ATMS Requirement>	REQ-11.01.02-SPR-D001.0003	<Full>
<APPLIES_TO>	<Operational Focus Area>	OFA03.01.04	N/A
<APPLIES_TO>	<Operational Focus Area>	ENB03.01.01 TMF	N/A
<SATISFIES>	<Enabler>	AOC-ATM-11	<Full>
<SATISFIES>	<Information Exchange Requirement>	IER-11.01.02-OSED-BMT1.0030	<Full>

1806

1807 [REQ]

Identifier	REQ-11.01.03-TS-S107.0065
Requirement	The FOC system shall provide EFPL flight plans in a human readable format to the system users.
Title	EFPL display
Status	<Deleted>
Rationale	Delete Reason: Change of identifier (now REQ-11.01.03-TS-S1EF.1045) / wording slightly changed. The EFPL will be exchanged in the XML formats FIXM 4D and EFPM. Both are very hard to read for human beings. Therefore the FOC system must be able to provide the EFPL content in a way that the system users are able to read them.
Category	<HMI>
Validation Method	<Expert Group (Judgement Analysis)>
Verification Method	<Review of Design><Test>

1808

1809 [REQ Trace]

Relationship	Linked Element Type	Identifier	Compliance
<ALLOCATED_TO>	<Project>	11.01.03	N/A
<SATISFIES>	<ATMS Requirement>	REQ-11.01.02-OSED-D001.0020	<Full>
<SATISFIES>	<ATMS Requirement>	REQ-11.01.02-OSED-D001.0030	<Full>
<APPLIES_TO>	<Operational Focus Area>	OFA03.01.04	N/A
<APPLIES_TO>	<Operational Focus Area>	ENB03.01.01 TMF	N/A

<SATISFIES>	<Enabler>	AOC-ATM-11	<Full>
-------------	-----------	------------	--------

1810

1811 [REQ]

Identifier	REQ-11.01.03-TS-S107.0070
Requirement	The FOC system shall provide EFPL flight plan filing and validation replies in a human readable format to the system users.
Title	EFPL reply display
Status	<Deleted>
Rationale	Delete Reason: Change of identifier (now REQ-11.01.03-TS-S1EF.1050). The EFPL filing and validation replies will be provided in the XML formats. Both are very hard to read for human beings. Therefore the FOC system must be able to provide the content included in those replies in a way that the system users are able to read them.
Category	<HMI>
Validation Method	<Expert Group (Judgement Analysis)>
Verification Method	<Review of Design><Test>

1812

1813 [REQ Trace]

Relationship	Linked Element Type	Identifier	Compliance
<ALLOCATED_TO>	<Project>	11.01.03	N/A
<SATISFIES>	<ATMS Requirement>	REQ-11.01.02-OSED-D001.0020	<Full>
<SATISFIES>	<ATMS Requirement>	REQ-11.01.02-OSED-D001.0030	<Full>
<SATISFIES>	<ATMS Requirement>	REQ-07.06.02-OSED-0001.0035	<Full>
<APPLIES_TO>	<Operational Focus Area>	OFA03.01.04	N/A
<APPLIES_TO>	<Operational Focus Area>	ENB03.01.01 TMF	N/A
<SATISFIES>	<Enabler>	AOC-ATM-11	<Full>

1814

1815 [REQ]

Identifier	REQ-11.01.03-TS-S107.0075
Requirement	The information provided by the Extended Flight Plan Filing request message shall be in accordance with WS-N WSDL and XSD format.
Title	EFPL filing via SWIM
Status	<Deleted>
Rationale	Delete Reason: Change of identifier (now REQ-11.01.03-TS-S1EF.1065). SWIM-TI binding: REQ-14.01.04-TS-0901.0304
Category	<Interface>
Validation Method	
Verification Method	<Test>

1816

1817 [REQ Trace]

Relationship	Linked Element Type	Identifier	Compliance
<ALLOCATED_TO>	<Functional block>	Information and Communication Management	N/A
<ALLOCATED_TO>	<Project>	11.01.03	N/A
<APPLIES_TO>	<Operational Focus Area>	OFA03.01.04	N/A
<APPLIES_TO>	<Operational Focus Area>	ENB03.01.01 TMF	N/A
<SATISFIES>	<ATMS Requirement>	REQ-11.01.03-TS-S105.0070	<Full>
<SATISFIES>	<ATMS Requirement>	REQ-11.01.03-TS-S105.0075	<Full>
<SATISFIES>	<Service>	ExtendedFlightPlanSubmission	<Full>
<SATISFIES>	<Information Exchange Requirement>	IER-07.06.02-OSED-EFPL.0010	<Full>
<SATISFIES>	<Information Exchange Requirement>	IER-07.06.02-OSED-EFPL.0060	<Full>
<SATISFIES>	<Information Exchange Requirement>	IER-07.06.02-OSED-EFPL.0070	<Full>

1818

1819 [REQ]

Identifier	REQ-11.01.03-TS-S107.0080
Requirement	The information provided by the Extended Flight Plan Update request message shall be in accordance with WS-N WSDL and XSD format.
Title	EFPL update via SWIM

Status	<Deleted>
Rationale	Delete Reason: Change of identifier (now REQ-11.01.03-TS-S1EF.1070). SWIM-TI binding: REQ-14.01.04-TS-0901.0304
Category	<Interface>
Validation Method	
Verification Method	<Test>

1820

1821

[REQ Trace]

Relationship	Linked Element Type	Identifier	Compliance
<ALLOCATED_TO>	<Functional block>	Information and Communication Management	N/A
<ALLOCATED_TO>	<Project>	11.01.03	N/A
<APPLIES_TO>	<Operational Focus Area>	OFA03.01.04	N/A
<APPLIES_TO>	<Operational Focus Area>	ENB03.01.01 TMF	N/A
<SATISFIES>	<ATMS Requirement>	REQ-11.01.03-TS-S105.0070	<Full>
<SATISFIES>	<ATMS Requirement>	REQ-11.01.03-TS-S105.0075	<Full>
<SATISFIES>	<Service>	ExtendedFlightPlanSubmission	<Full>
<SATISFIES>	<Information Exchange Requirement>	IER-07.06.02-OSED-EFPL.0010	<Full>
<SATISFIES>	<Information Exchange Requirement>	IER-07.06.02-OSED-EFPL.0060	<Full>
<SATISFIES>	<Information Exchange Requirement>	IER-07.06.02-OSED-EFPL.0070	<Full>
<SATISFIES>	<Information Exchange Requirement>	IER-11.01.02-OSED-BMT1.0010	<Full>
<SATISFIES>	<Information Exchange Requirement>	IER-11.01.02-OSED-BMT1.0020	<Full>

1822

1823

[REQ]

Identifier	REQ-11.01.03-TS-S107.0085
Requirement	The information provided by the Extended Flight Plan Validation request message shall be in accordance with WS-N WSDL and XSD format.
Title	EFPL validation via SWIM
Status	<Deleted>
Rationale	Delete Reason: Change of identifier (now REQ-11.01.03-TS-S1EF.1075). SWIM-TI binding: REQ-14.01.04-TS-0901.0304
Category	<Interface>
Validation Method	
Verification Method	<Test>

1824

1825

[REQ Trace]

Relationship	Linked Element Type	Identifier	Compliance
<ALLOCATED_TO>	<Functional block>	Information and Communication Management	N/A
<ALLOCATED_TO>	<Project>	11.01.03	N/A
<APPLIES_TO>	<Operational Focus Area>	OFA03.01.04	N/A
<APPLIES_TO>	<Operational Focus Area>	ENB03.01.01 TMF	N/A
<SATISFIES>	<ATMS Requirement>	REQ-11.01.03-TS-S105.0070	<Full>
<SATISFIES>	<ATMS Requirement>	REQ-11.01.03-TS-S105.0075	<Full>
<SATISFIES>	<Service>	ExtendedFlightPlanSubmission	<Full>
<SATISFIES>	<Information Exchange Requirement>	IER-07.06.02-OSED-EFPL.0010	<Full>
<SATISFIES>	<Information Exchange Requirement>	IER-07.06.02-OSED-EFPL.0060	<Full>
<SATISFIES>	<Information Exchange Requirement>	IER-07.06.02-OSED-EFPL.0070	<Full>
<SATISFIES>	<Information Exchange Requirement>	IER-11.01.02-OSED-BMT1.0010	<Full>
<SATISFIES>	<Information Exchange Requirement>	IER-11.01.02-OSED-BMT1.0020	<Full>

1826

B.5 Free Route TS

1827

[REQ]

Identifier	REQ-11.01.03-TS-S102.0100
Requirement	Upon reception of the Free Routing Airspace volume availability the FOC shall process this data such that it is available for trajectory planning.
Title	Processing of FRA volume availability information
Status	<Deleted>
Rationale	Delete Reason: Change of identifier (now REQ-11.01.03-TS-S1FR.4005) / wording harmonized. In order to be able to plan valid trajectories in FRA the FOC must know about the FRA volume availability.
Category	<Functional><Operational>
Validation Method	<Fast Time Simulation><Live Trial><Real Time Simulation>
Verification Method	<Test>

1828

1829 [REQ Trace]

Relationship	Linked Element Type	Identifier	Compliance
<SATISFIES>	<ATMS Requirement>	TBD	
<SATISFIES>	<Enabler>	AOC-ATM-10	<Full>
<SATISFIES>	<Enabler>	ENB03.01.01	<Full>
<ALLOCATED TO>	<Functional block>	Flight Data Support Management	N/A
<APPLIES TO>	<Operational Focus Area>	OFA03.01.03	N/A
<ALLOCATED TO>	<Project>	P11.01.03	N/A

1830

1831 [REQ]

Identifier	REQ-11.01.03-TS-S102.0105
Requirement	Upon reception of the Free Routing Airspace time availability the FOC shall process this data such that it is available for trajectory planning.
Title	Processing of FRA time availability information
Status	<Deleted>
Rationale	Delete Reason: Change of identifier (now REQ-11.01.03-TS-S1FR.4010) / wording harmonized. In order to be able to plan valid trajectories in FRA the FOC must know about the FRA time availability.
Category	<Functional><Operational>
Validation Method	<Fast Time Simulation><Live Trial><Real Time Simulation>
Verification Method	<Test>

1832

1833 [REQ Trace]

Relationship	Linked Element Type	Identifier	Compliance
<SATISFIES>	<ATMS Requirement>	TBD	
<SATISFIES>	<Enabler>	AOC-ATM-10	<Full>
<SATISFIES>	<Enabler>	ENB03.01.01	<Full>
<ALLOCATED TO>	<Functional block>	Flight Data Support Management	N/A
<APPLIES TO>	<Operational Focus Area>	OFA03.01.03	N/A
<ALLOCATED TO>	<Project>	P11.01.03	N/A

1834

1835 [REQ]

Identifier	REQ-11.01.03-TS-S102.0110
Requirement	Upon reception of the rule "Free Routing Airspace Horizontal Entry/Exit features" the FOC shall process this data such that it is available for trajectory planning.
Title	Processing of FRA horizontal entry/exit features information
Status	<Deleted>
Rationale	Delete Reason: Change of identifier (now REQ-11.01.03-TS-S1FR.4015) / wording harmonized. In order to be able to plan valid trajectories in FRA the FOC must know about the horizontal entry/exit features.
Category	<Functional><Operational>
Validation Method	<Fast Time Simulation><Live Trial><Real Time Simulation>
Verification Method	<Test>

1836

1837 [REQ Trace]

Relationship	Linked Element Type	Identifier	Compliance
<SATISFIES>	<ATMS Requirement>	TBD	

<SATISFIES>	<Enabler>	AOC-ATM-10	<Full>
<SATISFIES>	<Enabler>	ENB03.01.01	<Full>
<ALLOCATED_TO>	<Functional block>	Flight Data Support Management	N/A
<APPLIES_TO>	<Operational Focus Area>	OFA03.01.03	N/A
<ALLOCATED_TO>	<Project>	P11.01.03	N/A

1838

1839

[REQ]

Identifier	REQ-11.01.03-TS-S102.0115
Requirement	Upon reception of the rule "Free Routing Airspace Vertical Entry/Exit features" the FOC shall process this data such that it is available for trajectory planning.
Title	Processing of FRA vertical entry/exit features information
Status	<Deleted>
Rationale	Delete Reason: Change of identifier (now REQ-11.01.03-TS-S1FR.4020) / wording harmonized. In order to be able to plan valid trajectories in FRA the FOC must know about the vertical entry/exit features.
Category	<Functional><Operational>
Validation Method	<Fast Time Simulation><Live Trial><Real Time Simulation>
Verification Method	<Test>

1840

1841

[REQ Trace]

Relationship	Linked Element Type	Identifier	Compliance
<SATISFIES>	<ATMS Requirement>	TBD	
<SATISFIES>	<Enabler>	AOC-ATM-10	<Full>
<SATISFIES>	<Enabler>	ENB03.01.01	<Full>
<ALLOCATED_TO>	<Functional block>	Flight Data Support Management	N/A
<APPLIES_TO>	<Operational Focus Area>	OFA03.01.03	N/A
<ALLOCATED_TO>	<Project>	P11.01.03	N/A

1842

1843

[REQ]

Identifier	REQ-11.01.03-TS-S102.0120
Requirement	Upon reception of the rule "Free Routing Airspace allowed Intermediate Points" the FOC shall process this data such that it is available for trajectory planning.
Title	Processing of FRA allowed intermediate points information
Status	<Deleted>
Rationale	Delete Reason: Change of identifier (now REQ-11.01.03-TS-S1FR.4025) / wording harmonized. In order to be able to plan valid trajectories in FRA the FOC must know about the allowed intermediate points for flight planning. These points can be currently published points or user-defined lat/long points.
Category	<Functional><Operational>
Validation Method	<Fast Time Simulation><Live Trial><Real Time Simulation>
Verification Method	<Test>

1844

1845

[REQ Trace]

Relationship	Linked Element Type	Identifier	Compliance
<SATISFIES>	<ATMS Requirement>	TBD	
<SATISFIES>	<Enabler>	AOC-ATM-10	<Full>
<SATISFIES>	<Enabler>	ENB03.01.01	<Full>
<ALLOCATED_TO>	<Functional block>	Flight Data Support Management	N/A
<APPLIES_TO>	<Operational Focus Area>	OFA03.01.03	N/A
<ALLOCATED_TO>	<Project>	P11.01.03	N/A

1846

1847

[REQ]

Identifier	REQ-11.01.03-TS-S102.0125
Requirement	Upon reception of the rule "Free Routing Airspace Minimum/Maximum allowed segment length" the FOC shall process this data such that it is available for trajectory planning.
Title	Processing of FRA allowed minimum/maximum segment length information

Status	<Deleted>
Rationale	Delete Reason: Change of identifier (now REQ-11.01.03-TS-S1FR.4030) / wording harmonized. In order to be able to plan valid trajectories in FRA the FOC must know about the allowed minimum/maximum segment length.
Category	<Functional><Operational>
Validation Method	<Fast Time Simulation><Live Trial><Real Time Simulation>
Verification Method	<Test>

1848

1849 [REQ Trace]

Relationship	Linked Element Type	Identifier	Compliance
<SATISFIES>	<ATMS Requirement>	TBD	
<SATISFIES>	<Enabler>	AOC-ATM-10	<Full>
<SATISFIES>	<Enabler>	ENB03.01.01	<Full>
<ALLOCATED_TO>	<Functional block>	Flight Data Support Management	N/A
<APPLIES_TO>	<Operational Focus Area>	OFA03.01.03	N/A
<ALLOCATED_TO>	<Project>	P11.01.03	N/A

1850

1851 [REQ]

Identifier	REQ-11.01.03-TS-S103.0100
Requirement	The FOC shall generate trajectories under consideration of the Free Routing airspace availability and all rules valid in the Free Routing Airspace.
Title	Trajectory generation in FRA
Status	<Deleted>
Rationale	Delete Reason: Change of identifier (now REQ-11.01.03-TS-S1FR.1005) / wording harmonized. To make use of the flight planning opportunities that Free Routing offers, the FOC must be able to plan valid trajectories in FRA by obeying all rules existing.
Category	<Functional><Operational>
Validation Method	<Fast Time Simulation><Live Trial><Real Time Simulation>
Verification Method	<Test>

1852

1853 [REQ Trace]

Relationship	Linked Element Type	Identifier	Compliance
<SATISFIES>	<ATMS Requirement>	TBD	
<SATISFIES>	<Enabler>	AOC-ATM-10	<Full>
<SATISFIES>	<Enabler>	ENB03.01.01	<Full>
<ALLOCATED_TO>	<Functional block>	Flight Planning	N/A
<APPLIES_TO>	<Operational Focus Area>	OFA03.01.03	N/A
<ALLOCATED_TO>	<Project>	P11.01.03	N/A

1854

1855 [REQ]

Identifier	REQ-11.01.03-TS-S104.0100
Requirement	A change of the Free Routing Airspace availability shall trigger the FOC to reassess the planned trajectory.
Title	Trajectory update in FRA
Status	<Deleted>
Rationale	Delete Reason: Change of identifier (now REQ-11.01.03-TS-S1FR.1010) / wording harmonized. If there is a change in the Free Routing Airspace availability, the FOC shall reassess the planned trajectory to determine whether changes are necessary as the route may have become invalid or whether a now possible trajectory is more beneficial to the airspace user.
Category	<Functional><Operational>
Validation Method	<Fast Time Simulation><Live Trial><Real Time Simulation>
Verification Method	<Test>

1856

1857 [REQ Trace]

Relationship	Linked Element Type	Identifier	Compliance
<SATISFIES>	<ATMS Requirement>	TBD	
<SATISFIES>	<Enabler>	AOM-ATM-10	<Full>
<SATISFIES>	<Enabler>	TBD	<Full>

<ALLOCATED_TO>	<Functional block>	Flight Operations Management	N/A
<APPLIES_TO>	<Operational Focus Area>	OFA03.01.03	N/A
<ALLOCATED_TO>	<Project>	P11.01.03	N/A

1858

1859

[REQ]

Identifier	REQ-11.01.03-TS-S103.0105
Requirement	If the ATS route network remains available in the Free Routing Airspace, the FOC shall allow the airspace user to trigger whether a trajectory is planned using the ATS route network only or using all possibilities in the Free Routing Airspace.
Title	Flight Planning Options in FRA
Status	<Deleted>
Rationale	Delete Reason: Change of identifier (now REQ-11.01.03-TS-S1FR.1015). The airspace user may decide to only use the ATS route network for flight planning if it remains available in Free Routing Airspace and not to make use of all new flight planning options.
Category	<Functional>
Validation Method	<Fast Time Simulation><Live Trial><Real Time Simulation>
Verification Method	<Test>

1860

1861

[REQ Trace]

Relationship	Linked Element Type	Identifier	Compliance
<SATISFIES>	<ATMS Requirement>	TBD	
<SATISFIES>	<Enabler>	AOC-ATM-10	<Full>
<SATISFIES>	<Enabler>	ENB03.01.01	<Full>
<APPLIES_TO>	<Operational Focus Area>	OFA03.01.03	N/A
<ALLOCATED_TO>	<Project>	P11.01.03	N/A

1862

1863

[REQ]

Identifier	REQ-11.01.03-TS-S102.0130
Requirement	Upon changes in the possibilities for planning a trajectory in Free Routing Airspace, the FOC shall update the affected data internally sufficiently fast.
Title	Change induced data update
Status	<Deleted>
Rationale	Delete Reason: It is assumed that there is by default no delay in the "receive and store" process, which makes this requirement superfluously. In addition, no similar requirements for other kind of data (like for example RTSA) has been identified. In order to be constantly able to plan valid trajectories in FRA, the FOC must immediately incorporate any changes to any data relevant for trajectory generation in FRA.
Category	<Operational><Performance>
Validation Method	<Fast Time Simulation><Live Trial><Real Time Simulation>
Verification Method	<Test>

1864

1865

[REQ Trace]

Relationship	Linked Element Type	Identifier	Compliance
<SATISFIES>	<ATMS Requirement>	TBD	
<SATISFIES>	<Enabler>	AOC-ATM-10	<Full>
<SATISFIES>	<Enabler>	ENB03.01.01	<Full>
<ALLOCATED_TO>	<Functional block>	Flight Data Support Management	N/A
<APPLIES_TO>	<Operational Focus Area>	OFA03.01.03	N/A
<ALLOCATED_TO>	<Project>	P11.01.03	N/A

1866

1867

[REQ]

Identifier	REQ-11.01.03-TS-S104.0105
Requirement	Upon changes in the options to plan a trajectory in Free Routing Airspace, the airspace user shall complete the assessment of the need for a recalculation of the trajectory by the FOC sufficiently fast.
Title	Trajectory update assessment in FRA
Status	<Deleted>

Rationale	Delete Reason: This requirement is superseded by REQ-11.01.03-TS-S2NR.1015. If there are new options to plan a trajectory in the FRA due to for example a change in the volume availability, the airspace user must assess, whether it wants to recalculate the previously calculated trajectory in order to take advantage of the new planning option. However, this assessment must be completed sufficiently fast in order to initiate the necessary processes in the FOC and affected airspace user units.
Category	<Operational><Performance>
Validation Method	<Fast Time Simulation><Live Trial><Real Time Simulation>
Verification Method	<Test>

1868

1869

[REQ Trace]

Relationship	Linked Element Type	Identifier	Compliance
<SATISFIES>	<ATMS Requirement>	TBD	
<SATISFIES>	<Enabler>	AOC-ATM-10	<Full>
<SATISFIES>	<Enabler>	ENB03.01.01	<Full>
<ALLOCATED_TO>	<Functional block>	Flight Operations Management	N/A
<APPLIES_TO>	<Operational Focus Area>	OFA03.01.03	N/A
<ALLOCATED_TO>	<Project>	P11.01.03	N/A

1870

B.6 EFPL-AIM-UDPP-FR TS Honeywell

1871

[REQ]

Identifier	REQ-11.01.03-TS-S105.0090
Requirement	The FOC system shall import the EAUP/EUUP from the Network Manager via B2B in AIXM (SWIM).
Title	EAUP/EUUP import via SWIM
Status	<Deleted>
Rationale	Delete Reason: Change of identifier (now REQ-11.01.03-TS-S1HT.5005). The Functional Block "Information and Communication Management" of the FOC system needs to import the EAUP/EUUP information from Network Manager (NM) via B2B in AIXM format (SWIM).
Category	<Operational>
Validation Method	<Real Time Simulation>
Verification Method	

1872

1873

[REQ Trace]

Relationship	Linked Element Type	Identifier	Compliance
<SATISFIES>	<Enabler>	AIMS-06	<Full>
<SATISFIES>	<Enabler>	AIMS-19a	<Full>
<SATISFIES>	<Enabler>	SWIM-APS-02a	<Full>
<SATISFIES>	<Enabler>	SWIM-APS-02b	<Full>
<SATISFIES>	<ATMS Requirement>	REQ-11.01.02-OSED-D001.0150	<Full>
<SATISFIES>	<ATMS Requirement>	REQ-11.01.02-SPR-D001.0004	<Full>
<SATISFIES>	<ATMS Requirement>	REQ-11.01.02-INTEROP-D001.0003	<Full>
<SATISFIES>	<ATMS Requirement>	REQ-11.01.02-INTEROP-D001.0005	<Full>
<APPLIES_TO>	<Operational Focus Area>	ENB02.01.02	<Full>

1874

1875

[REQ]

Identifier	REQ-11.01.03-TS-S105.0095
Requirement	The FOC system shall be able to import D-NOTAM information from the NM via B2B in AIXM format
Title	D-NOTAM consistency
Status	<Deleted>
Rationale	Delete Reason: Change of identifier (now REQ-11.01.03-TS-S1HT.4020) / wording changed to also include D-MET information. Consistent information in time will avoid inconsistent situational awareness and decision making
Category	<Operational>
Validation Method	<Real Time Simulation>
Verification Method	

1876

1877 [REQ Trace]

Relationship	Linked Element Type	Identifier	Compliance
<SATISFIES>	<Enabler>	AIMS-06	<Full>
<SATISFIES>	<Enabler>	AIMS-19a	<Full>
<SATISFIES>	<Enabler>	SWIM-APS-02a	<Full>
<SATISFIES>	<Enabler>	SWIM-APS-02b	<Full>
<SATISFIES>	<ATMS Requirement>	REQ-11.01.02-SPR-D001.0004	<Full>
<SATISFIES>	<ATMS Requirement>	REQ-11.01.02-INTEROP-D001.0003	<Full>
<SATISFIES>	<ATMS Requirement>	REQ-11.01.02-INTEROP-D001.0005	<Full>
<APPLIES_TO>	<Operational Focus Area>	ENB02.01.02	<Full>

1878

1879 [REQ]

Identifier	REQ-11.01.03-TS-S105.0100
Requirement	The FOC system shall present only valid D-NOTAM information in UTC time format
Title	D-NOTAM consistency
Status	<Deleted>
Rationale	Delete Reason: All D-NOTAM related aspects have been covered in the corresponding requirements in chapter 3. Consistent information in time will avoid inconsistent situational awareness and decision making
Category	<Operational>
Validation Method	<Real Time Simulation>
Verification Method	

1880

1881 [REQ Trace]

Relationship	Linked Element Type	Identifier	Compliance
<SATISFIES>	<Enabler>	A/C-57	<Full>
<SATISFIES>	<Enabler>	AIMS-07	<Full>
<SATISFIES>	<Enabler>	AIMS-07a	<Full>
<SATISFIES>	<Enabler>	AIMS-19a	<Full>
<SATISFIES>	<ATMS Requirement>	REQ-11.01.02-SPR-D001.0004	<Full>
<SATISFIES>	<ATMS Requirement>	REQ-11.01.02-INTEROP-D001.0007	<Full>
<APPLIES TO>	<Operational Focus Area>	ENB02.01.02	<Full>

1882

1883 [REQ]

Identifier	REQ-11.01.03-TS-S105.0150
Requirement	The FOC system shall indicate a time when the last update of information has been performed
Title	D-NOTAM consistency
Status	<Deleted>
Rationale	Delete Reason: Change of identifier (now REQ-11.01.03-TS-S1HT.5010) / wording changed to widen the scope. Consistent information in time will avoid inconsistent situational awareness and decision making
Category	<Design>
Validation Method	<Real Time Simulation>
Verification Method	

1884

1885 [REQ Trace]

Relationship	Linked Element Type	Identifier	Compliance
<SATISFIES>	<Enabler>	AIMS-07	<Full>
<SATISFIES>	<Enabler>	AIMS-07a	<Full>
<SATISFIES>	<ATMS Requirement>	REQ-11.01.02-SPR-D001.0004	<Full>
<SATISFIES>	<ATMS Requirement>	REQ-11.01.02-INTEROP-D001.0007	<Full>
<APPLIES_TO>	<Operational Focus Area>	ENB02.01.02	<Full>

1886

1887 [REQ]

Identifier	REQ-11.01.03-TS-S205.0100
Requirement	The FOC system shall display the airspace information in horizontal (lateral view) map projection
Title	Airspaces projected in map

Status	<Deleted>
Rationale	Delete Reason: Change of identifier (now REQ-11.01.03-TS-S1HT.4010). To allow user to clearly identify the airspace shape, the airspace is presented in lateral graphical form as an object on the map
Category	<Design>
Validation Method	<Real Time Simulation>
Verification Method	

1888

1889

[REQ Trace]

Relationship	Linked Element Type	Identifier	Compliance
<SATISFIES>	<Enabler>	AIMS-07	<Full>
<SATISFIES>	<Enabler>	AIMS-07a	<Full>
<SATISFIES>	<Enabler>	SWIM-APS-02b	<Full>
<SATISFIES>	<ATMS Requirement>	REQ-11.01.02-SPR-D001.0004	<Full>
<SATISFIES>	<ATMS Requirement>	REQ-11.01.02-INTEROP-D001.0007	<Full>
<APPLIES TO>	<Operational Focus Area>	ENB02.01.02	<Full>

1890

1891

[REQ]

Identifier	REQ-11.01.03-TS-S205.0105
Requirement	The FOC system should display the navigation information in the form of aeronautical chart when the flight plan is available
Title	Navigation information for aeronautical chart
Status	<Deleted>
Rationale	Delete Reason: Change of identifier (now REQ-11.01.03-TS-S1HT.1010). The system allows the user to switch on or off any layer of the navigation information in the aeronautical chart, when the flight plan is available. The information should contain: <ul style="list-style-type: none"> - Waypoints - Navaids - Airways - Airspaces - Airports
Category	<Functional>
Validation Method	<Real Time Simulation>
Verification Method	

1892

1893

[REQ Trace]

Relationship	Linked Element Type	Identifier	Compliance
<SATISFIES>	<Enabler>	AIMS-07	<Full>
<SATISFIES>	<Enabler>	AIMS-07a	<Full>
<SATISFIES>	<Enabler>	SWIM-APS-02b	<Full>
<SATISFIES>	<ATMS Requirement>	REQ-11.01.02-SPR-D001.0004	<Full>
<SATISFIES>	<ATMS Requirement>	REQ-11.01.02-INTEROP-D001.0007	<Full>
<APPLIES TO>	<Operational Focus Area>	ENB02.01.02	<Full>

1894

1895

[REQ]

Identifier	REQ-11.01.03-TS-S105.0155
Requirement	For each airspace there shall be information about the airspace identifier, the type of airspace, vertical limitations and validity times displayed on request
Title	Airspace information
Status	<Deleted>
Rationale	Delete Reason: Change of identifier (now REQ-11.01.03-TS-S1HT.4005). The user needs access to information about each airspace, containing the airspace identifier, the type of airspace, vertical limitations and validity times, to safely perform the flight.
Category	<Functional>
Validation Method	<Real Time Simulation>
Verification Method	

1896

1897 [REQ Trace]

Relationship	Linked Element Type	Identifier	Compliance
<SATISFIES>	<Enabler>	AIMS-07	<Full>
<SATISFIES>	<Enabler>	AIMS-07a	<Full>
<SATISFIES>	<ATMS Requirement>	REQ-11.01.02-SPR-D001.0004	<Full>
<SATISFIES>	<ATMS Requirement>	REQ-11.01.02-INTEROP-D001.0007	<Full>
<APPLIES TO>	<Operational Focus Area>	ENB02.01.02	<Full>

1898

1899 [REQ]

Identifier	REQ-11.01.03-TS-S205.0115
Requirement	The design of the graphical presentation of airspaces should allow the user to clearly interpret multiple overlapping airspaces, and to distinguish between them
Title	Multiple airspaces
Status	<Deleted>
Rationale	Delete Reason: Change of identifier (now REQ-11.01.03-TS-S1HT.4015). It should be obvious from the design that there are multiple airspaces one on top of another
Category	<Design>
Validation Method	<Real Time Simulation>
Verification Method	

1900

1901 [REQ Trace]

Relationship	Linked Element Type	Identifier	Compliance
<SATISFIES>	<Enabler>	AIMS-07	<Full>
<SATISFIES>	<Enabler>	AIMS-07a	<Full>
<SATISFIES>	<ATMS Requirement>	REQ-11.01.02-SPR-D001.0004	<Full>
<SATISFIES>	<ATMS Requirement>	REQ-11.01.02-INTEROP-D001.0007	<Full>
<APPLIES TO>	<Operational Focus Area>	ENB02.01.02	<Full>

1902

1903 [REQ]

Identifier	REQ-11.01.03-TS-S205.0120
Requirement	The FOC system shall filter D-NOTAMs according user settings criteria applicable for given flight plan
Title	D-NOTAM filtering
Status	<Deleted>
Rationale	Delete Reason: Change of identifier (now REQ-11.01.03-TS-S1HT.1005) / wording changed to also reflect filtering of D-METs. The system should be capable of displaying D-NOTAMs that are relevant for the given flight plan, based on the 4D criteria: <ul style="list-style-type: none"> - lateral filtering according to distance from route in the flight plan - vertical filtering above and under certain flight level - time-based filtering The user should be able to change the filtering criteria according to own preferences, and to see what are filtering criteria currently applied.
Category	<Functional>
Validation Method	<Real Time Simulation>
Verification Method	

1904

1905 [REQ Trace]

Relationship	Linked Element Type	Identifier	Compliance
<SATISFIES>	<Enabler>	AIMS-07	<Full>
<SATISFIES>	<Enabler>	AIMS-07a	<Full>
<SATISFIES>	<Enabler>	SWIM-APS-02b	<Full>
<SATISFIES>	<ATMS Requirement>	REQ-11.01.02-SPR-D001.0004	<Full>
<SATISFIES>	<ATMS Requirement>	REQ-11.01.02-INTEROP-D001.0007	<Full>
<APPLIES TO>	<Operational Focus Area>	ENB02.01.02	<Full>

1906

1907 [REQ]

Identifier	REQ-11.01.03-TS-S205.0125
Requirement	The FOC system shall store filtering criteria when triggered by the user

Title	Saving of filtering criteria
Status	<Deleted>
Rationale	Delete Reason: The storage of filter criteria was determined to be not absolutely necessary for the system in an internal review process. The FOC system should allow saving of users setting for filtering criteria
Category	<Functional>
Validation Method	<Real Time Simulation>
Verification Method	

1908

1909

[REQ Trace]

Relationship	Linked Element Type	Identifier	Compliance
<SATISFIES>	<Enabler>	AIMS-07	<Full>
<SATISFIES>	<Enabler>	AIMS-07a	<Full>
<SATISFIES>	<Enabler>	SWIM-APS-02b	<Full>
<SATISFIES>	<ATMS Requirement>	REQ-11.01.02-SPR-D001.0004	<Full>
<SATISFIES>	<ATMS Requirement>	REQ-11.01.02-INTEROP-D001.0007	<Full>
<APPLIES TO>	<Operational Focus Area>	ENB02.01.02	<Full>

1910

1911

[REQ]

Identifier	REQ-11.01.03-TS-S205.0130
Requirement	The FOC system shall display any change of airspace information (indication of activation/deactivation of airspace)
Title	Airspace status change
Status	<Deleted>
Rationale	Delete Reason: This requirement has been superseded by REQ-11.01.03-TS-S1NR.4005. The user should be informed about airspace related information, for example to indicate whether an airspace, which was not active on the briefing, becomes active, and also vice versa.
Category	<Functional>
Validation Method	<Real Time Simulation>
Verification Method	

1912

1913

[REQ Trace]

Relationship	Linked Element Type	Identifier	Compliance
<SATISFIES>	<Enabler>	AIMS-07	<Full>
<SATISFIES>	<Enabler>	AIMS-07a	<Full>
<SATISFIES>	<Enabler>	SWIM-APS-02b	<Full>
<SATISFIES>	<ATMS Requirement>	REQ-11.01.02-SPR-D001.0004	<Full>
<SATISFIES>	<ATMS Requirement>	REQ-11.01.02-INTEROP-D001.0007	<Full>
<APPLIES TO>	<Operational Focus Area>	ENB02.01.02	<Full>

1914

1915 **B.7 EFPL-AIM-UDPP-FR TS Sabre Airline Solutions**

1916

[REQ]

Identifier	REQ-11.01.03-TS-0410.0040
Requirement	The FOC should be capable of transmitting FDA priority to Airport Gaming Platform.
Title	SendFDAPriority
Status	<Deleted>
Rationale	Delete Reason: Change of identifier (now REQ-11.01.03-TS-S1ST.2005) / wording slightly changed. FOC UDPP prototype should be able to send the initial and subsequent FDA priority to the Airport CDM system so that the flight sequence and delays can be calculated based on the AU priority .
Category	<Functional>
Validation Method	Human-in-the-Loop Simulation
Verification Method	<Test>

1917

1918

[REQ Trace]

Relationship	Linked Element Type	Identifier	Compliance
--------------	---------------------	------------	------------

<SATISFIES>	<ATMS Requirement>	TBD	<Full>
-------------	--------------------	-----	--------

1919

1920

[REQ]

Identifier	REQ-11.01.03-TS-0410.0045
Requirement	The FOC should be capable of reading CCS information including OI and Duration published by Airport Gaming Platform.
Title	ReadCCSInformation
Status	<Deleted>
Rationale	Delete Reason: Change of identifier (now REQ-11.01.03-TS-S1ST.2010) / wording slightly changed. FOC UDPP prototype should be able to get the updated CCS information including OI and Duration from the Airport Gaming Platform .
Category	<Functional>
Validation Method	Human-in-the-Loop Simulation
Verification Method	<Test>

1921

1922

[REQ Trace]

Relationship	Linked Element Type	Identifier	Compliance
<SATISFIES>	<ATMS Requirement>	TBD	<Full>

1923

1924

[REQ]

Identifier	REQ-11.01.03-TS-0410.0050
Requirement	The FOC should be capable of transmitting OC to Airport CDM Platform.
Title	SendOC
Status	<Deleted>
Rationale	Delete Reason: Change of identifier (now REQ-11.01.03-TS-S1ST.2015) / wording slightly changed. FOC UDPP Prototype should be able to send the initial and subsequent OC's to the Airport CDM system so that the flight sequence and delays can be calculated based on the OC's.
Category	<Functional>
Validation Method	Human-in-the-Loop Simulation
Verification Method	<Test>

1925

1926

[REQ Trace]

Relationship	Linked Element Type	Identifier	Compliance
<SATISFIES>	<ATMS Requirement>	TBD	<Full>

1927

1928

[REQ]

Identifier	REQ-11.01.03-TS-0410.0055
Requirement	The FOC should be capable of reading EOBT information published by Airport Gaming Platform.
Title	ReadDelayEOBTInformation
Status	<Deleted>
Rationale	Delete Reason: Change of identifier (now REQ-11.01.03-TS-S1ST.2020) / wording slightly changed. FOC UDPP prototype should be able to get the updated EOBT information based on the FDA priority and OC's provided by AU's from the Airport Gaming Platform.
Category	<Functional>
Validation Method	Human-in-the-Loop Simulation
Verification Method	<Test>

1929

1930

[REQ Trace]

Relationship	Linked Element Type	Identifier	Compliance
<SATISFIES>	<ATMS Requirement>	TBD	<Full>

1931

1932

[REQ]

Identifier	REQ-11.01.03-TS-0320.001
Requirement	The FOC system shall visualize D-MET information.

Title	PTR in trajectory generation
Status	<Deleted>
Rationale	Delete Reason: Requirements on visualization are not included in this TS document, unless considered as absolutely necessary for a specific SESAR concept. The PTRs will be published by the NM manager to improve the trip fuel generation in the FOC system. PTRs can be considered directly, by adapting the generated vertical profile or indirectly by considering additional fuel amount and not adapting the vertical profile. PTRs must not be mandatorily considered in trajectory generation. If an FOC includes the PTR functionality, it shall be possible to enable or disable it.
Category	<Functional>
Validation Method	<Live Trial><Shadow Mode>
Verification Method	<Test>

1933

1934 [REQ Trace]

Relationship	Linked Element Type	Identifier	Compliance

1935

1936 [REQ]

Identifier	REQ-11.01.03-TS-0320.002
Requirement	The FOC system shall visualize D-NOTAM information.
Title	TTA in Trajectory Generation
Status	<Deleted>
Rationale	Delete Reason: Requirements on visualization are not included in this TS document, unless considered as absolutely necessary for a specific SESAR concept. The FOC system shall consider TTAs throughout the trajectory generation process if enabled by the Airspace User.
Category	<Functional>
Validation Method	<Live Trial><Shadow Mode>
Verification Method	<Test>

1937

1938 [REQ Trace]

Relationship	Linked Element Type	Identifier	Compliance
<SATISFIES>	<ATMS Requirement>	REQ-11.01.02-OSED-D001.0040	<Full>

1939

1940 [REQ]

Identifier	REQ-11.01.03-TS-0320.003
Requirement	The FOC system shall provide configurable filter capabilities for D-MET and D-NOTAM information.
Title	CTA flight recalculation
Status	<Deleted>
Rationale	Delete Reason: Not necessary anymore as redundant with REQ-11.01.03-TS-S1HT.1005. If a flight is affected by a CTA a recalculation will be needed to consider this new input in the trajectory data. In case of an autonomous running FOC system this action can be automatically started if selected.
Category	<Functional>
Validation Method	
Verification Method	<Test>

1941

1942 [REQ Trace]

Relationship	Linked Element Type	Identifier	Compliance
<SATISFIES>	<ATMS Requirement>	REQ-11.01.02-OSED-D001.0040	<Partial>

1943

1944 [REQ]

Identifier	REQ-11.01.03-TS-0320.004
Requirement	The FOC system shall provide update capabilities for D-MET and D-NOTAM information.
Title	CTA flight calculation

Status	<Deleted>
Rationale	Delete Reason: Not necessary anymore as redundant with REQ-11.01.03-TS-S1HT.4020. If a flight is affected by a CTA a recalculation will be needed to consider this new input in the trajectory data. In case of an autonomous running FOC system this action can be automatically started if selected.
Category	<Functional>
Validation Method	
Verification Method	<Test>

1945

1946 [REQ Trace]

Relationship	Linked Element Type	Identifier	Compliance
<SATISFIES>	<ATMS Requirement>	REQ-11.01.02-OSED-D001.0040	<Partial>

1947

1948 [REQ]

[REQ]Identifier	REQ-11.01.03-TS-0810.0005
Requirement	FOC UDPP prototype would integrate with the Airport Gaming Platform using XML message exposed through Webservice
Title	UDPPIntegrationbetweenFOCand Airport
Status	<Deleted>
Rationale	Delete Reason: The structural composition of requirements has changed with this TS document to align the concepts coming from the different TS documents. This new structure makes this requirement not necessary anymore. FOC UDPP prototype would integrate with the Airport Gaming Platform using webservice exposing the following elements which would be used for UDPP validation <ul style="list-style-type: none"> • Individual FDA Priorities for Flights • CCS information including OI and Duration • Individual OC's for Flights • Flight Delay EOBT information for Flights
Category	<Functional>
Validation Method	Human-in-the-Loop Simulation
Verification Method	<Test>

1949

1950 [REQ Trace]

Relationship	Linked Element Type	Identifier	Compliance
<SATISFIES>	<ATMS Requirement>	TBD	

1951

1952 [REQ]

Identifier	REQ-11.01.03-TS-0745.0005
Requirement	The FOC UDPP Prototype system shall have a Human Machine Interface (HMI) that is used by Operator to get the CCS information published by the Airport Gaming Platform
Title	Human Machine Interface
Status	<Deleted>
Rationale	Delete Reason: The structural composition of requirements has changed with this TS document to align the concepts coming from the different TS documents. This new structure makes this requirement not necessary anymore. The FOC system will be operated by human beings will allow the operators to get the CCS information including OI and Duration published by the Airport Gaming Platform
Category	<HMI>
Validation Method	Human-in-the-Loop Simulation
Verification Method	<Test>

1953

1954 [REQ Trace]

Relationship	Linked Element Type	Identifier	Compliance
<SATISFIES>	<ATMS Requirement>	TBD	<Full>

1955

1956

[REQ]

Identifier	REQ-11.01.03-TS-0745.0005
Requirement	The FOC UDPP Prototype system shall have a Human Machine Interface (HMI) that is used to update the FDA Priority and OC for flights
Title	Human Machine Interface
Status	<Deleted>
Rationale	Delete Reason: The structural composition of requirements has changed with this TS document to align the concepts coming from the different TS documents. This new structure makes this requirement not necessary anymore. The FOC system will be operated by human beings will allow the operators to update the FDA priority and OC's for flights which are impacted by the CCS
Category	<HMI>
Validation Method	Human-in-the-Loop Simulation
Verification Method	<Test>

1957

1958

[REQ Trace]

Relationship	Linked Element Type	Identifier	Compliance
<SATISFIES>	<ATMS Requirement>	TBD	<Full>

1959

1960

[REQ]

Identifier	REQ-11.01.03-TS-0745.0005
Requirement	The FOC UDPP Prototype system shall have a Human Machine Interface (HMI) that is used by Operator to get the EOBT information published by the Airport Gaming Platform
Title	Human Machine Interface
Status	<Deleted>
Rationale	Delete Reason: The structural composition of requirements has changed with this TS document to align the concepts coming from the different TS documents. This new structure makes this requirement not necessary anymore. The FOC system will be operated by human beings will allow the operators to get the EOBT information and flight sequence published by the Airport Gaming Platform
Category	<HMI>
Validation Method	Human-in-the-Loop Simulation
Verification Method	<Test>

1961

1962

[REQ Trace]

Relationship	Linked Element Type	Identifier	Compliance
<SATISFIES>	<ATMS Requirement>	TBD	<Full>

1963 Appendix C Deleted requirements in the source 1964 documents

1965 [REQ]

Identifier	REQ-11.01.03-TS-0410.0005
Requirement	The FOC system shall provide an EOBT release button in the HMI.
Title	Request Air Traffic Demand Data
Status	<Deleted>
Rationale	Note for deletion: Will be moved to IER.in the next D11.1.2-1 (OSED Step 1) iteration The FOC system must be able to connect to the NM using SWIM to pull demand data. The demand shall afterwards be used for flight scheduling purposes or to estimate a 4D trajectory.
Category	<Functional>
Validation Method	<Shadow Mode>
Verification Method	<Test>

1966

1967 [REQ Trace]

Relationship	Linked Element Type	Identifier	Compliance
<SATISFIES>	<ATMS Requirement>	REQ-11.01.02-OSED-D001.0145	

1968

1969 [REQ]

Identifier	REQ-11.01.03-TS-0410.0010
Requirement	The FOC system shall update the AOP with the latest EOBT when the EOBT release button is pressed
Title	Request Air Traffic Demand Data
Status	<Deleted>
Rationale	Note for deletion: Will be moved to IER.in the next D11.1.2-1 (OSED Step 1) iteration The FOC system must be able to connect to the NM using SWIM to pull demand data. The demand shall afterwards be used for flight scheduling purposes or to estimate a 4D trajectory
Category	<HMI>
Validation Method	
Verification Method	<Test>

1970

1971 [REQ Trace]

Relationship	Linked Element Type	Identifier	Compliance

1972

1973 [REQ]

Identifier	REQ-11.01.03-TS-0410.0035
Requirement	The FOC System shall calculate the turn around times when new airport environmental information is received.
Title	Request Airport Environmental Information
Status	<Deleted>
Rationale	Note for deletion: Will be moved to SESAR Step 2. Note: This requirement remains deleted in this step 2 document, as it has no FOC relevance, but more Airport Operations Centre (ApoC) relevance. For the avoidance of doubt the term environmental information is used in the context of physical architecture of the airport (e.g.: gate to gate distances).In order to support accurate turn-around planning, A-CDM and UDPP the FOC system must be up-to-date with the latest airport environmental data. This includes gate to gate distances and terminal transfer times. The Operations Controller and the Irregularity Recovery Manager needs that information to predict passenger connection times and thus help the In-Flight Monitoring Officer and the Flight Dispatcher to accurately consider delay costs
Category	<Functional>
Validation Method	<Shadow Mode>

Verification Method	<Test>
---------------------	--------

1974

1975 [REQ Trace]

Relationship	Linked Element Type	Identifier	Compliance
<SATISFIES>	<ATMS Requirement>	REQ-11.01.02-OSED-D001.0135	

1976

1977

-END OF DOCUMENT-

1978

1979

